

GCE

Biology A

Unit **H420A/03**: Unified biology

Advanced GCE

Mark Scheme for June 2018

OCR (Oxford Cambridge and RSA) is a leading UK awarding body, providing a wide range of qualifications to meet the needs of candidates of all ages and abilities. OCR qualifications include AS/A Levels, Diplomas, GCSEs, Cambridge Nationals, Cambridge Technicals, Functional Skills, Key Skills, Entry Level qualifications, NVQs and vocational qualifications in areas such as IT, business, languages, teaching/training, administration and secretarial skills.

It is also responsible for developing new specifications to meet national requirements and the needs of students and teachers. OCR is a not-for-profit organisation; any surplus made is invested back into the establishment to help towards the development of qualifications and support, which keep pace with the changing needs of today's society.

This mark scheme is published as an aid to teachers and students, to indicate the requirements of the examination. It shows the basis on which marks were awarded by examiners. It does not indicate the details of the discussions which took place at an examiners' meeting before marking commenced.

All examiners are instructed that alternative correct answers and unexpected approaches in candidates' scripts must be given marks that fairly reflect the relevant knowledge and skills demonstrated.

Mark schemes should be read in conjunction with the published question papers and the report on the examination.

© OCR 2018

1. Annotations

Annotation	Meaning
DO NOT ALLOW	Answers which are not worthy of credit
IGNORE	Statements which are irrelevant
ALLOW	Answers that can be accepted
()	Words which are not essential to gain credit
—	Underlined words must be present in answer to score a mark
ECF	Error carried forward
AW	Alternative wording
ORA	Or reverse argument

Subject-specific Marking Instructions**INTRODUCTION**













Your first task as an Examiner is to become thoroughly familiar with the material on which the examination depends. This material includes:

- the specification, especially the assessment objectives
- the question paper
- the mark scheme.

You should ensure that you have copies of these materials.

You should ensure also that you are familiar with the administrative procedures related to the marking process. These are set out in the OCR booklet **Instructions for Examiners**. If you are examining for the first time, please read carefully **Appendix 5 Introduction to Script Marking: Notes for New Examiners**.

Please ask for help or guidance whenever you need it. Your first point of contact is your Team Leader.

Annotation	Meaning
	Correct answer
	Incorrect response
	Benefit of Doubt
	Not Benefit of Doubt
	Error Carried Forward
	Given mark
	Underline (for ambiguous/contradictory wording)
	Omission mark
	Ignore
	Level 1
	Level 2
	Level 3
BP	Blank Page
CON	Response that contradicts previous correct response

Question			Answer	Marks	Guidance
1	a			2	ALLOW use of crosses in place of ticks
		</			

Question	Answer	Marks	Guidance
	<p>/ (breakdown of) triose (bis)phosphate ✓ (when) triose (bis)phosphate / TP, converted / broken down, to pyruvate ✓ <i>ref to</i> net yield of 2 (ATP) / 4 (ATP) made but 2 used up (in glycolysis) ✓</p> <p>1 ATP (produced) per, (turn of the) Krebs cycle / acetyl (coA) ✓</p> <p>when 5-carbon compound is converted to, 4-carbon compound / oxaloacetate ✓</p>		<p>'net yield of 2 ATP's in glycolysis' = mp1 and 3 for 2 marks</p> <p>ALLOW 2ATP, per glucose in Krebs cycle / from every 2 acetyl (coA)</p> <p>ALLOW 'when citrate converted to oxaloacetate'</p> <p>ALLOW 'when succinyl CoA converted into succinate'</p> <p>ALLOW 'between (intermediate) 4C compounds'</p>
b	<p>Phloem = B AND contains sucrose / non-reducing sugar ✓ non-reducing sugar / sucrose, hydrolysed / broken down, to monosaccharides ✓</p> <p>Liver = A AND does not contain starch / gives negative result for iodine test ✓</p>	3	<p>ALLOW non-reducing sugars broken down to, reducing sugars / named monosaccharide</p> <p>ALLOW 'colour after iodine added was yellow'</p>
c	i 12.5 / 13 (%) ✓	1	<ul style="list-style-type: none"> • 16 carbon atoms in the fatty acid • 2 carbon atoms in acetyl CoA (which enters the Krebs cycle) • $2/16 \times 100 = 12.5\%$
	ii 67(%) AND	1	<p>ALLOW 66.6* / 66.667 / 66.67 / 66.7 (%) DO NOT ALLOW 66.6 (incorrect rounding)</p>

Question			Answer	Marks	Guidance
			(the link reaction is) more efficient✓		<ul style="list-style-type: none"> acetyl CoA (2 carbon atoms) is produced from pyruvate (3 carbon atoms) in the link reaction $2/3 \times 100 = 67\%$ <p>ALLOW ECF if the answer to (i) is greater than 66.7% and 'less efficient' has been written OR if the answer to (i) is 66.7% and 'equally efficient' has been written</p> <p>if NR or no answer given in (i) then 1 mark for correct efficiency calculation and IGNORE efficiency statement</p>
		iii	(FAD/NAD) accepts / is reduced by/ transfers / AW, hydrogen (atoms) ✓	1	<p>DO NOT ALLOW hydrogen, ions / molecules</p> <p>ALLOW 'carries / transports / picks up, hydrogens'</p> <p>IGNORE 'removes, hydrogens'</p>
3	a	i	(anomaly is) 28 / (light intensity of) 32 and (temperature of) 40.5 / row 6 ✓ repeat test ✓	2	<p>ALLOW highlighted row or 28 in the table</p> <p>IGNORE plot points on a graph</p>
		ii			
			<p>Level 3 (5-6 marks) Provides detailed descriptions of improvements to both presentation and experimental method.</p>	6	<p>Indicative scientific points may include: <i>(examples of the detailed descriptions required for level 3 are shown in bold)</i></p>

Question	Answer	Marks	Guidance
	<p><i>There is a well-developed line of reasoning, which is clear and logically-structured and uses scientific terminology at an appropriate level. All the information presented is relevant and forms a continuous narrative.</i></p> <p>Level 2 (3-4 marks) Provides correct descriptions of improvements to both presentation and experimental method.</p> <p><i>There is a line of reasoning presented with some structure and use of appropriate scientific language. The information presented is mostly relevant.</i></p> <p>Level 1 (1-2 marks) Provides a correct description of an improvement to both the presentation and experimental method.</p> <p><i>The information is communicated with only a little structure. Communication is hampered by the inappropriate use of technical terms.</i></p> <p>0 marks No response or no response worthy of credit.</p>		<p><i>Improvements to presentation</i></p> <ul style="list-style-type: none"> Units for light intensity should be shown (e.g. AU or lux, etc.) The table should be presented to make comparisons of light intensity easier (example of improvement – e.g. separate tables for temperature and light intensity). The heading of column three could be improved (e.g. ‘rate of photosynthesis – bubbles min⁻¹’) present data as a graph (e.g. light intensity / temperature vs, number of bubbles) <p><i>Improvements to method</i></p> <ul style="list-style-type: none"> A more precise method for measuring photosynthetic rate (e.g. a (calibrated) oxygen sensor (rather than counting bubbles) use of a photosynthometer / gas syringe / burette / measuring cylinder (to measure volume of gas). Control other variables in the experiment (named control variables e.g. same, size/age, pondweed / same pH / change water surrounding

Question			Answer	Marks	Guidance
					<p>pondweed for each measurement / time to acclimatise / same wavelength of light)</p> <ul style="list-style-type: none"> • Provide carbon dioxide source <p>(e.g. so carbon dioxide in excess / not limiting / add hydrogencarbonate)</p> <ul style="list-style-type: none"> • Smaller and more consistent intervals between light and temperature values should be used (e.g. intervals of 50 light intensity units or 10°C). • repeats should be used. <p>(e.g. to calculate mean or identify anomalies)</p>
	b		<p>(light-independent stage is) controlled by (named) enzymes ✓</p> <p><i>idea that</i> higher temperature will increase, kinetic energy of enzyme molecules / number of successful collisions / ESCs formed / ora ✓</p> <p>enzymes may be denatured at high temperatures / described ✓</p>	2 max	<p>IGNORE no enzymes in light dependent stage</p> <p>ALLOW fewer enzymes in light dependent stage</p> <p>ALLOW Rubisco as named enzyme</p>
	c		<p>shoot ✓</p> <p>explant ✓</p> <p>sterilise ✓</p> <p>callus ✓</p>	4	<p>ALLOW root /stem</p> <p>ALLOW disinfect</p> <p>DO NOT ALLOW callose</p>
4	a	i	<i>idea of</i> greater susceptibility to, infection / pathogens ✓	2	e.g. immune deficiency/ slower immune

Question			Answer	Marks	Guidance
			no / fewer, plasma cells / effector cells / antibodies ✓		response/weakened immune system / longer time to recover from infection IGNORE ref to illness / disease / immunological memory ALLOW 'fewer lymphocytes to produce antibodies'
		ii	(allele is) recessive (because) ✓ healthy parents produce children with the disease ✓ 2 / 5 / 2 and 5 / mothers , heterozygous / carrier ✓ (likely to be) sex-linked / described ✓ (because) on the X chromosome / X linked ✓ only males have the disease/no females have the disease/AW ✓	4 max	ALLOW '3 has the disease, but 1 and 2 / parents, do not ' ALLOW '7, or / and, 8, has the disease, but, 5 and 6 /parents, do not' ALLOW 'allele found on the sex chromosomes'
	b	i	<i>syndrome</i> 1 or 2 and <i>carriers</i> 3 ✓	1	DO NOT ALLOW 1.5 IGNORE 25% probability of a child having the syndrome and 50% probability of being a carrier.
		ii	0.25 / 25% / $\frac{1}{4}$ / 1 in 4 ✓	1	IGNORE 25 without % IGNORE 1:3 <ul style="list-style-type: none"> Probability of each genotype in couple Z's offspring: VV = 0.25, Vv = 0.5, vv = 0.25. Probability that mother is VV and child is vv = 0 x 0.25 = 0 Probability that mother is Vv and child is vv =

Question			Answer	Marks	Guidance
					$0.25 \times 0.5 = 0.125$ <ul style="list-style-type: none"> Probability that mother is vv and child is vv = $0.5 \times 0.25 = 0.125$ $0.125 + 0.125 = \mathbf{0.25}$
	c	i	(protease) digests / breaks down / hydrolyses, proteins associated with DNA / histones ✓	1	IGNORE digests / breaks down, enzymes / nucleases / contaminating proteins
		ii	$10^{3.61}$ ✓ ✓	2	ALLOW 4096 / 3.61 / 3.612 for 1 mark ALLOW $10^{3.612}$ for 2 marks
		iii	temperature damage to, template / strand / fragment ✓ (sometimes, once separated) template / strands, may rejoin (rather than bonding to primers) ✓ lack of, primers / (free) nucleotides ✓ primers fail to, join / attach / anneal (to fragment) ✓	1 max	IGNORE 'temperature damage to DNA' IGNORE 'damage to fragment' ALLOW 'strands fail to separate' IGNORE lack of, enzymes / bases
		iv	(Taq DNA) polymerase ✓	1	DO NOT ALLOW RNA polymerase
		v	use, alkaline solution / buffer (solution) AND Solution carries charge / current (to separate fragments) ✓ (use) Southern blotting / described AND to transfer fragments to a membrane ✓ use (radioactive / fluorescent) probes / tags / dyes / labels / stains AND to , visualise / AW , bands/ patterns ✓	2 max	Mark first two changes described ALLOW to see the position of the fragments

Question			Answer	Marks	Guidance
			<i>idea of testing for longer than one minute or carrying out preliminary tests to assess the optimum run time</i> AND <i>idea of (ensures) separation (of DNA fragments / bands) ✓</i>		
5	a	i	<i>Pinus resinosa ✓</i>	1	
		ii	<i>In the same domain because</i> (plants / pines, and, animals / humans) are both eukaryotes or description of similarity between plant and animal (eukaryotic) cells ✓ <i>In different kingdoms because</i> description of difference between plants and animals ✓	2	ALLOW 'they are both eukaryotic' ALLOW 'all eukaryotes are classified in the same domain' e.g. 'both the pine and humans have cells with membrane-bound organelles' e.g. 'pines carry out photosynthesis but humans do not' 'plant cells have permanent vacuole but animal cells do not' 'difference is animal cells do not have cell wall'
	b		(Habitat B =) 0.61 ✓ Habitat with the greatest biodiversity = A ✓	2	DO NOT ALLOW mp 2 if value of D not calculated ALLOW ECF if B has been identified as the habitat with greatest biodiversity, (if value of D calculated for habitat B greater than 0.71)
	c	i	climax <u>community</u> ✓	1	
		ii	belt / line, transect / described or stratified sampling / described ✓ random selection of transect sites	3	e.g. 'lay tape from edge of lake and sample along it'

Question			Answer	Marks	Guidance
			<p>or systematic sampling / place quadrats at, set / pre-determined, intervals along the transect</p> <p>or random sampling using quadrats in, selected areas / strata ✓</p> <p>pooter / sweep nets / pitfall traps / light traps / tree-beating ✓</p>		<p>(N.B. only allow random sampling in context of stratified sampling)</p> <p>ALLOW any suitable method of trapping insects</p> <p>IGNORE capture mark recapture</p>
		iii	<p>Woodland = $(\text{k})\text{g m}^{-2} \text{yr}^{-1} / (\text{k})\text{J m}^{-2} \text{yr}^{-1}$</p> <p>AND</p> <p>Lake = $(\text{k})\text{g m}^{-3} \text{yr}^{-1} / (\text{k})\text{J m}^{-3} \text{yr}^{-1}$ ✓</p>	1	<p>ALLOW $(\text{k})\text{g h}^{-1} \text{yr}^{-1} / (\text{k})\text{J h}^{-1} \text{yr}^{-1} / \text{tonnes h}^{-1} \text{yr}^{-1} / (\text{k})\text{g (k)}\text{m}^{-2} \text{yr}^{-1} / (\text{k})\text{J (k)}\text{m}^{-2} \text{yr}^{-1}$</p> <p>ALLOW $(\text{k})\text{g (d)}\text{m}^{-3} \text{yr}^{-1} / (\text{k})\text{J (d)}\text{m}^{-3} \text{yr}^{-1} / (\text{k})\text{g (k)}\text{m}^{-3} \text{yr}^{-1} / (\text{k})\text{J km}^{-3} \text{yr}^{-1}$</p> <p>ALLOW hectare⁻¹ for h⁻¹</p> <p>ALLOW y for yr</p> <p>DO NOT ALLOW 'per'</p> <p>ALLOW '/' instead of ⁻¹</p>
6	a		<p>Level 3 (5-6 marks)</p> <p>Correctly describes similarities and differences between the processes</p> <p><i>There is a well-developed line of reasoning, which is clear and logically-structured and uses scientific terminology at an appropriate</i></p>	6	<p>Indicative scientific points may include</p> <p><i>Similarities:</i></p> <ul style="list-style-type: none"> Small molecules are filtered from/diffuse out of the blood.

Question	Answer	Marks	Guidance
	<p><i>level. All the information presented is relevant and forms a continuous narrative.</i></p> <p>Level 2 (3-4 marks) Correctly describes a similarity and a difference between the processes</p> <p><i>There is a line of reasoning presented with some structure and use of appropriate scientific language. The information presented is mostly relevant.</i></p> <p>Level 1 (1-2 marks) Correctly describes similarities or differences between the processes</p> <p><i>The information is communicated with only a little structure. Communication is hampered by the inappropriate use of technical terms.</i></p> <p>0 marks No response or no response worthy of credit.</p>		<ul style="list-style-type: none"> • Both processes occur in capillaries. • Large molecules/proteins/ cells, remain in the blood. • High (hydrostatic) pressure in both processes. • Many molecules (e.g. water, sugars, ions) are reabsorbed back into capillaries. • Blood vessels become narrower to maintain (hydrostatic) pressure • Hydrostatic pressure greater than oncotic pressure in both • Neutrophils / lymphocytes, can pass through in both • Both involve basement membranes <p><i>Differences:</i></p> <ul style="list-style-type: none"> • Filtrate enters the Bowman's capsule and then the PCT in the kidney, but tissue fluid bathes cells/enters intercellular space. • Molecules that are not reabsorbed by capillaries form urine in the kidney, but molecules that are not reabsorbed from

Question			Answer	Marks	Guidance
					<p>tissue fluid will, enter cells / form lymph.</p> <ul style="list-style-type: none"> • Blood filtered through 3(named) layers in ultrafiltration, but only 1 (named) layer in formation of tissue fluid • knot of capillaries in ultrafiltration but a network of capillaries in formation of tissue fluid
6	b	i	<p>age ✓ (because) GFR / kidney function , declines with age ✓</p> <p>gender ✓ (because) men and women have different muscle mass ✓</p> <p>exercise / muscle activity / muscle mass / fitness / pregnancy / body mass ✓ (because this will) alter, metabolism of creatine (phosphate) / production of creatinine ✓</p> <p>diet ✓ (because this will) affect levels of, creatine (phosphate) / creatinine (in the blood) ✓</p> <p>ethnicity / genetic make up ✓ different alleles, affect metabolism of creatine (phosphate)</p>	4 max	<p>Mark first two characteristics given</p> <p>Only award mark for explanation if correctly linked to characteristic</p> <p>IGNORE chances of kidney failure increase with age</p> <p>ALLOW 'more / less, creatinine / product (in blood)'</p> <p>ALLOW 'more / less, creatine (in muscle)</p> <p>ALLOW use of creatine supplements</p>

Question			Answer	Marks	Guidance
			/ production of creatinine ✓		
		ii	<i>idea that</i> large proteins, should remain in the blood / not enter, Bowman's capsule / nephron ✓	1	e.g. 'proteins / albumin, too large to cross the basement membrane' ' proteins are too large to be filtered and be present in the urine'
			Total	70	

OCR (Oxford Cambridge and RSA Examinations)
The Triangle Building
Shaftesbury Road
Cambridge
CB2 8EA

OCR Customer Contact Centre

Education and Learning

Telephone: 01223 553998

Facsimile: 01223 552627

Email: general.qualifications@ocr.org.uk

www.ocr.org.uk

For staff training purposes and as part of our quality assurance programme your call may be recorded or monitored

Oxford Cambridge and RSA Examinations
is a Company Limited by Guarantee
Registered in England
Registered Office; The Triangle Building, Shaftesbury Road, Cambridge, CB2 8EA
Registered Company Number: 3484466
OCR is an exempt Charity

OCR (Oxford Cambridge and RSA Examinations)
Head office
Telephone: 01223 552552
Facsimile: 01223 552553

© OCR 2018

 **Cambridge
Assessment**

