

GCSE (9-1)

Biology B (Twenty First Century)

Unit **J257F/01**: Foundation Tier – Breadth in biology

General Certificate of Secondary Education

Mark Scheme for June 2018

OCR (Oxford Cambridge and RSA) is a leading UK awarding body, providing a wide range of qualifications to meet the needs of candidates of all ages and abilities. OCR qualifications include AS/A Levels, Diplomas, GCSEs, Cambridge Nationals, Cambridge Technicals, Functional Skills, Key Skills, Entry Level qualifications, NVQs and vocational qualifications in areas such as IT, business, languages, teaching/training, administration and secretarial skills.

It is also responsible for developing new specifications to meet national requirements and the needs of students and teachers. OCR is a not-for-profit organisation; any surplus made is invested back into the establishment to help towards the development of qualifications and support, which keep pace with the changing needs of today's society.















This mark scheme is published as an aid to teachers and students, to indicate the requirements of the examination. It shows the basis on which marks were awarded by examiners. It does not indicate the details of the discussions which took place at an examiners' meeting before marking commenced.

All examiners are instructed that alternative correct answers and unexpected approaches in candidates' scripts must be given marks that fairly reflect the relevant knowledge and skills demonstrated.

Mark schemes should be read in conjunction with the published question papers and the report on the examination.

© OCR 2018

Annotations available in RM Assessor

Annotation	Meaning
	Correct response
	Incorrect response
	Omission mark
	Benefit of doubt given
	Contradiction
	Rounding error
	Error in number of significant figures
	Error carried forward
	Level 1
	Level 2
	Level 3
	Benefit of doubt not given
	Noted but no credit given
	Ignore

Abbreviations, annotations and conventions used in the detailed Mark Scheme (to include abbreviations and subject-specific conventions).

Annotation	Meaning
/	alternative and acceptable answers for the same marking point
✓	Separates marking points
DO NOT ALLOW	Answers which are not worthy of credit
IGNORE	Statements which are irrelevant
ALLOW	Answers that can be accepted
()	Words which are not essential to gain credit
—	Underlined words must be present in answer to score a mark
ECF	Error carried forward
AW	Alternative wording
ORA	Or reverse argument

Subject-specific Marking Instructions**INTRODUCTION**

Your first task as an Examiner is to become thoroughly familiar with the material on which the examination depends. This material includes:

- the specification, especially the assessment objectives
- the question paper
- the mark scheme.

You should ensure that you have copies of these materials.

You should ensure also that you are familiar with the administrative procedures related to the marking process. These are set out in the OCR booklet **Instructions for Examiners**. If you are examining for the first time, please read carefully **Appendix 5 Introduction to Script Marking: Notes for New Examiners**.

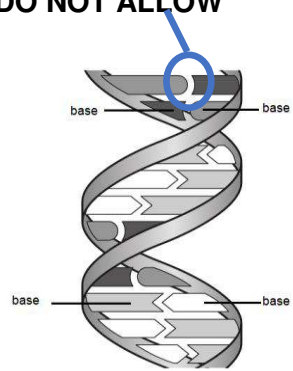
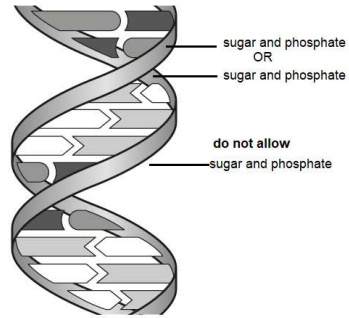
Please ask for help or guidance whenever you need it. Your first point of contact is your Team Leader.

The breakdown of Assessment Objectives for GCSE (9-1) in Biology B:

	Assessment Objective
AO1	Demonstrate knowledge and understanding of scientific ideas and scientific techniques and procedures.
AO1.1	Demonstrate knowledge and understanding of scientific ideas.
AO1.2	Demonstrate knowledge and understanding of scientific techniques and procedures.
AO2	Apply knowledge and understanding of scientific ideas and scientific enquiry, techniques and procedures.
AO2.1	Apply knowledge and understanding of scientific ideas.
AO2.2	Apply knowledge and understanding of scientific enquiry, techniques and procedures.
AO3	Analyse information and ideas to interpret and evaluate, make judgements and draw conclusions and develop and improve experimental procedures.
AO3.1	Analyse information and ideas to interpret and evaluate.
AO3.1a	Analyse information and ideas to interpret.
AO3.1b	Analyse information and ideas to evaluate.
AO3.2	Analyse information and ideas to make judgements and draw conclusions.
AO3.2a	Analyse information and ideas to make judgements.
AO3.2b	Analyse information and ideas to draw conclusions.
AO3.3	Analyse information and ideas to develop and improve experimental procedures.
AO3.3a	Analyse information and ideas to develop experimental procedures.
AO3.3b	Analyse information and ideas to improve experimental procedures.

Question		Answer	Marks	AO element	Guidance
1	(a)	iris ✓ cornea ✓ lens ✓ ciliary muscle ✓	3	1.1 x 3	three or four correct = 3 marks two correct = 2 marks one correct = 1 mark
	(b) (i)	FIRST CHECK THE ANSWER ON ANSWER LINE If answer = 4.6 (mm) award 2 marks (4.0 +3.8+6.0)/3 ✓ = 4.6 (mm) ✓ OR 13.8/3 ✓ = 4.6 (mm) ✓	2	2.2 x 2	
	(ii)	6.0 / experiment 3 ✓ because it is far greater than the other two results / it is greater than the range stated ✓	2	3.1b x 2	ALLOW outside the range / the other two results are only 0.2mm different / too high (compared to the other results) / the other results are between 2 -4mm or within the range IGNORE not closely related / 6.0 (it) is the greatest
	(iii)	repeat his experiment again ✓	1	3.3b	IGNORE do more experiments / repeat it on different people / another experiment / do it more than once
	(iv)	pupil drawn is bigger than that in the first diagram ✓	1	2.1	

Question		Answer	Marks	AO element	Guidance
	(v)	A rapid and involuntary response ✓	1	1.1	more than one tick = 0 marks
	(vi)	sensory neuron ✓	1	1.1	more than one ring = 0 marks
	(c)	<p>Any three from: Amir is long sighted ✓</p> <p>the light rays do not meet at the retina / the light is not focussed at the retina / light is focussed behind the retina / light rays meet behind the retina ✓</p> <p>use glasses with convex lenses ✓</p> <p>they will make the light rays bend more / focus the light or the image on the retina ✓</p>	3	2.1 x 3	<p>ALLOW has hyperopia or hypermetropia</p> <p>ALLOW the eyeball is too short / lens is too thin or narrow / light is not refracted or bent enough / lens cannot become round enough</p> <p>DO NOT ALLOW responses that refer to light reflecting in the eye</p>

Question			Answer	Marks	AO element	Guidance
2	(a)	(i)	base correctly labelled ✓	1	1.1	<p>label lines must clearly touch the relevant part of the molecule only one of the four types of base need to be labelled ALLOW A, T, C or G for the base DO NOT ALLOW</p> 
		(ii)	sugar and phosphates correctly labelled ✓	1	1.1	<p>label lines must clearly touch the relevant part of the molecule</p> 
	(b)		23% of the sample will be base T ✓ 27% of the sample will be base C ✓	2	1.2	

Question			Answer	Marks	AO element	Guidance																											
3	(a)	(i)	TT ✓	1	2.1	more than one tick = 0 marks																											
		(ii)	<table border="1" style="margin-left: auto; margin-right: auto;"> <tr> <td></td> <td>T</td> <td>T ✓</td> </tr> <tr> <td>t</td> <td>Tt</td> <td>Tt</td> </tr> <tr> <td>t</td> <td>Tt</td> <td>Tt ✓</td> </tr> </table>		T	T ✓	t	Tt	Tt	t	Tt	Tt ✓	2	2.2 x 2	<p>one mark awarded for correct gamete genotypes</p> <p>one mark awarded for correct offspring genotypes derived from gamete genotypes</p> <p>ALLOW ECF from (a)(i)</p> <p>if Tt or tT identified as genotype</p> <table border="1" style="margin-left: auto; margin-right: auto;"> <tr> <td></td> <td>T</td> <td>t ✓</td> </tr> <tr> <td>t</td> <td>Tt</td> <td>tt</td> </tr> <tr> <td>t</td> <td>Tt</td> <td>tt ✓</td> </tr> </table> <p>or if tt identified as genotype</p> <table border="1" style="margin-left: auto; margin-right: auto;"> <tr> <td></td> <td>t</td> <td>t ✓</td> </tr> <tr> <td>t</td> <td>tt</td> <td>tt</td> </tr> <tr> <td>t</td> <td>tt</td> <td>tt ✓</td> </tr> </table>		T	t ✓	t	Tt	tt	t	Tt	tt ✓		t	t ✓	t	tt	tt	t	tt	tt ✓
	T	T ✓																															
t	Tt	Tt																															
t	Tt	Tt ✓																															
	T	t ✓																															
t	Tt	tt																															
t	Tt	tt ✓																															
	t	t ✓																															
t	tt	tt																															
t	tt	tt ✓																															

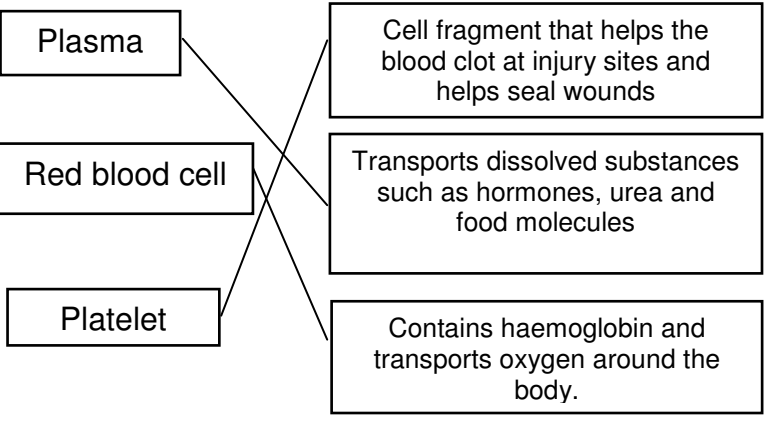
Question	Answer	Marks	AO element	Guidance
(iii)	1 / 100% / certain ✓	1	3.2b	<p>ALLOW ECF from (a) (ii)</p> <p>if Tt or tT identified as genotype probability is 0.5 / 50% / 1/2 ✓</p> <p>if tt identified as genotype probability is 0% ✓</p>
(iv)	<p>Any two from: sex chromosomes/ X and Y chromosomes / 23rd pair of chromosomes ✓</p> <p>male is XY and female is XX ✓</p> <p>genes on the Y chromosome trigger the development of testes ✓</p> <p>50% sperm carry X and 50% carry Y so the outcome of XY and XX is 50:50 ✓</p>	2	1.1 x 2	<p>ALLOW female has XX chromosomes and male has XY chromosomes for 2 marks</p>
(v)	<p>contraceptive pill ✓ <i>plus one from:</i> because it prevents ovulation / prevents release of an ovum or egg ✓</p> <p>thickens the mucus of the cervix so sperm can't pass through ✓</p> <p>if they are happy to have unprotected sex / AW ✓</p>	2	1.1 x 2	<p>suggested form of contraception = 1 mark justification = 1 mark</p>

Question	Answer	Marks	AO element	Guidance
	<p>OR condom ✓ <i>plus one from:</i> because it prevents sperm reaching ovum or egg / prevents sperm entering the vagina or cervix or uterus ✓</p> <p>also protects against spread of STIs / AW ✓</p> <p>OR female condom ✓ <i>plus one from:</i> because it prevents sperm reaching ovum or egg / prevents sperm passing into the uterus or through the cervix ✓</p> <p>also protects against spread of STIs / AW ✓</p> <p>OR intra-uterine device / system or IUD or coil ✓ <i>plus one from:</i> can remain in place for a long time or up to ten years ✓</p> <p>prevents sperm surviving in the uterus ✓</p> <p>stops egg or ovum being fertilised ✓</p> <p>prevents embryo implanting in the uterus ✓</p> <p>OR diaphragm ✓ <i>plus</i> prevents sperm entering the uterus ✓</p>			<p>IGNORE for condom, IUD and diaphragm justification that refers to sperm not entering the woman's body</p> <p>IGNORE throughout justification referring to cost or availability or efficacy or safety</p>

Question	Answer	Marks	AO element	Guidance
	<p>OR contraceptive implant ✓ <i>plus one from:</i> works for up to 3 years ✓</p> <p>prevents ovulation / prevents ovum or egg being released ✓</p> <p>OR surgical method / vasectomy / sterilisation ✓ <i>plus one from:</i> a permanent solution (as they don't want any more children) ✓</p> <p>prevents eggs and sperm meeting as tubes are cut ✓</p> <p>no sperm released with vasectomy ✓</p> <p>egg cannot pass down oviduct with female sterilisation ✓</p> <p>OR rhythm method / abstinence ✓ <i>plus one from:</i> no chemicals are used ✓</p> <p>there are no religious or ethical objections ✓</p>			<p>DO NOT ALLOW prevents eggs or sperm being made</p>

Question		Answer	Marks	AO element	Guidance
4	(a)	non-communicable ✓ DNA ✓ mitosis ✓ tumour ✓	4	1.1 x 4	
	(b)	FIRST CHECK THE ANSWER ON ANSWER LINE If answer = 64 (%) award 2 marks $(4736 / 7399) \times 100$ ✓ = 64 (%) ✓	2	2.2 x 2	ALLOW 64.01(%) for 2 marks
	(c)	Any one from: infection ✓ death ✓ bleeding ✓ damage to other cells, tissues or organs ✓	1	2.1	IGNORE won't be able to have children / the operation could go wrong / cancer could spread / scarring

Question	Answer	Marks	AO element	Guidance
(d) (i)	<p>Any one from: from day 1 to day 6 there is no change in number of white blood cells ✓</p> <p>number of white blood cells starts to fall on day 6 (after treatment) ✓</p> <p>number of white blood cells falls (rapidly) on day 7 (after treatment) ✓</p> <p>the number of white blood cells falls 7-14 days (after treatment) ✓</p> <p>AND</p> <p>Any one from: the number of white blood cells is at its lowest 14 days (after treatment) ✓</p> <p>the number of white blood cells (starts to) rise on or from 14 days (after treatment) ✓</p> <p>the number of white blood cells increases rapidly on or from day 15 (after treatment) ✓</p> <p>the number of white blood cells has returned to normal 21 days (after treatment) ✓</p>	2	3.2b x 2	<p>ALLOW lowest between days 13-14 (after treatment)</p> <p>IGNORE number of white blood cells starts to rise on day 15</p> <p>IGNORE answers that refer to weeks</p>

Question	Answer	Marks	AO element	Guidance
(ii)	<p>Any two from:</p> <p>white blood cells engulf or ingest and digest pathogens ✓</p> <p>white blood cells produce antibodies ✓</p> <p>white blood cells become memory cells in case of re-infection ✓</p> <p>AND</p> <p>Any one from:</p> <p>white blood cells contain enzymes to digest pathogens ✓</p> <p>white blood cells have receptors that recognise antigens on pathogens ✓</p> <p>the antibodies produced by white blood cells are specific to pathogens ✓</p>	3	1.1 x 3	<p>ALLOW carry out phagocytosis</p> <p>NOT white blood cells produce antigens</p>
(iii)		2	1.1 x 2	<p>two or three correct lines = 2 marks</p> <p>one correct line = 1 mark</p>

Question		Answer	Marks	AO element	Guidance
	(iv)	Eve ✓ Mia ✓	2	2.1 x 2	
(e)	(i)	Any two from: a placebo contains no active drug (so treatment is effectively withheld) ✓ cancer would not be treated / disease could get worse ✓ it is not ethical to withhold treatment ✓	2	3.2a x 2	DO NOT ALLOW could affect the person's health
	(ii)	The combination of drugs given to Group A was the most effective ✓	1	3.2b	
	(iii)	Tests for both ✓ Tests for safety ✓ Tests for both ✓	3	1.1 x 3	IGNORE any row containing more than one tick

Question			Answer	Marks	AO element	Guidance
5	(a)	(i)	<p>Any two from</p> <p>stem cells are unspecialised/undifferentiated ✓</p> <p>(in the right conditions) stem cells can specialise / differentiate into cells that are needed ✓</p> <p>stem cells can be used to replace damaged cells or tissues ✓</p>	2	1.1 x 2	<p>ALLOW stem cells can develop into many different or any type of cell that is needed</p> <p>ALLOW specific examples of when stem cells are needed e.g. when a patient with leukaemia is given stem cells, they can specialise to grow new bone marrow</p> <p>IGNORE produce new body parts</p>
		(ii)	to reduce risk of contamination ✓	1	1.2	IGNORE to keep it clean
		(iii)	<p>Bone marrow ✓</p> <p>Embryos ✓</p>	2	1.1 x 2	
		(iv)	<p>results are looked at by other scientists or experts working in the field ✓</p> <p>gives you greater confidence in or confirms the findings ✓</p>	2	1.1 x 2	<p>IGNORE results are looked at by other people in the same field</p> <p>ALLOW to obtain more evidence / to ensure the data is accurate or repeatable or reproducible / to evaluate the work</p>
	(b)		<p>78 ✓</p> <p>39 ✓</p>	2	2.1 x 2	

Question			Answer	Marks	AO element	Guidance
6	(a)	(i)	<p>Any two from: dogs with desirable characteristics are selected (by humans) ✓ these individuals are bred together ✓ to produce offspring with desirable characteristics ✓</p>	2	2.1 x 2	
		(ii)	can cause health problems ✓	2	1.1	ALLOW examples of health problems such as heart, joint, breathing or behavioural problems
	(b)		<p>a cockapoo can mate with other dogs to have offspring ✓ (the offspring) are fertile ✓</p>	2	2.1 x 2	

Question	Answer	Marks	AO element	Guidance
(ii)	<p>Any one from stocks were too low ✓</p> <p>if fishing had continued stocks would have dropped further cod stocks so low that the species could have gone (locally) extinct if fishing continued ✓</p>	1	3.2a	<p>ALLOW so cod stocks could increase</p> <p>IGNORE because cod stocks had decreased</p> <p>IGNORE because they weren't able to catch as much cod / it was difficult to get hold of cod / less cod was being caught / the catch was too low</p> <p>ALLOW so cod didn't go extinct</p>
(iii)	<p>Any two from idea of interdependence ✓</p> <p>example of interdependence e.g. food / shelter / reproduction ✓</p> <p>maintaining genetic diversity ✓</p> <p>may be required in the future for medicines / industrial materials ✓</p> <p>ecosystems (with high biodiversity) are more stable / able to adjust to changing conditions ORA ✓</p>	2	1.1 x 2	<p>ALLOW so food chains aren't affected</p> <p>IGNORE to protect living things/keep the planet safe / so species survive</p> <p>ALLOW species are less likely to become extinct</p> <p>ALLOW ecosystems with high biodiversity are more attractive e.g. for recreation or tourism</p>
(iv)	greater genetic variation in population ✓	1	1.1	ALLOW more genetic diversity

Question		Answer	Marks	AO element	Guidance
	(b)	(i)	2	2.2	ALLOW marks anywhere on the answer lines
		Benedict's solution tests for presence of (reducing) sugar ✓ use biuret solution to test for protein ✓		1.2	ALLOW phonetic spellings of biuret ALLOW description of biuret chemicals ie sodium hydroxide and (dilute) copper (II) sulfate
		(ii)	1	1.2	

Question			Answer	Marks	AO element	Guidance
8	(a)	(i)	There are differences between fossils and living examples of similar organisms ✓ Isolated populations of the same species living in different places have different characteristics ✓	2	1.1 x 2	
		(ii)	natural selection ✓	1	1.1	ALLOW survival of the fittest
	(b)	(i)	chloroplast(s) ✓	1	1.1	ALLOW chlorophyll
		(ii)	water availability ✓	1	1.1	
	(c)	(i)	number of iguanas decrease ✓ due to a shortage of food ✓	2	2.1 x 2	ALLOW they will starve DO NOT ALLOW (they will have) no food
		(ii)	FIRST CHECK THE ANSWER ON ANSWER LINE if answer = 1.5 (m) award 2 marks iguana drawing measures 10 cm $10 \times 15 = 150$ ✓ $150 \text{ cm} \div 100 = 1.5 \text{ (m)}$ ✓	2	2.2 x 2	ALLOW working mark if measured incorrectly derived from length (cm) \div 100
		(iii)	$(1.5 \div 100) \times 80 = 1.2 \text{ (m)}$ ✓	1	2.2	ALLOW ECF from (c) (ii)

Question	Answer	Marks	AO element	Guidance
	<p>(iv) The marine iguanas that decreased in size the most on average lived for a greater length of time ✓</p> <p>The marine iguanas that did not decrease in size survived for approximately 2 years less than the marine iguanas that decreased in size by up to 60 mm ✓</p>	2	3.2b x 2	

Question		Answer	Marks	AO element	Guidance
9	(a)	<p>(capture a sample of woodlice from an area and) mark the individuals ✓</p> <p>release the individuals ✓</p> <p>collect a second sample and count the number of marked individuals ✓</p> <p>use the equation estimated population size = (number of) individuals given mark x (number of) individuals recaptured ÷ (number of) recaptured individuals that have a mark ✓</p> <p>OR</p> <p>randomly place quadrat ✓</p> <p>count number of woodlice (in the quadrat) ✓</p> <p>repeat procedure and work out mean number of woodlice in one quadrat ✓</p> <p>correct description of how to process data to calculate population in whole area ✓</p>	4	2.2 x 4	<p>ALLOW mark, release, recapture or capture - mark - recapture for 2 marks</p> <p>ALLOW $\frac{(\text{number in } 1^{\text{st}} \text{ sample} \times (\text{number in } 2^{\text{nd}} \text{ sample}))}{(\text{number in } 2^{\text{nd}} \text{ sample marked})}$</p> <p>ALLOW average ALLOW correct description of how to calculate mean</p>
	(b)	<p>lose less water / don't dry out ORA ✓</p> <p>less/by evaporation ✓</p> <p>water required for decomposition (by microorganisms) of food source ✓</p>	2	2.1 x 2	<p>ALLOW woodlice need water for their gills to work or to breathe</p> <p>ALLOW osmosis</p> <p>ALLOW because this is where they find their food</p>

OCR (Oxford Cambridge and RSA Examinations)
The Triangle Building
Shaftesbury Road
Cambridge
CB2 8EA

OCR Customer Contact Centre

Education and Learning

Telephone: 01223 553998

Facsimile: 01223 552627

Email: general.qualifications@ocr.org.uk

www.ocr.org.uk

For staff training purposes and as part of our quality assurance programme your call may be recorded or monitored

Oxford Cambridge and RSA Examinations
is a Company Limited by Guarantee
Registered in England
Registered Office; The Triangle Building, Shaftesbury Road, Cambridge, CB2 8EA
Registered Company Number: 3484466
OCR is an exempt Charity

OCR (Oxford Cambridge and RSA Examinations)
Head office
Telephone: 01223 552552
Facsimile: 01223 552553

© OCR 2018

