

Tuesday 11 June 2019 – Afternoon

A Level Chemistry A

H432/02 Synthesis and analytical techniques

Time allowed: 2 hours 15 minutes

You must have:

- the Data Sheet for Chemistry A (sent with general stationery)

You may use:

- a scientific or graphical calculator



Please write clearly in black ink. **Do not write in the barcodes.**

Centre number

--	--	--	--	--

Candidate number

--	--	--	--

First name(s)

Last name

INSTRUCTIONS

- Use black ink. You may use an HB pencil for graphs and diagrams.
- Answer **all** the questions.
- Where appropriate, your answers should be supported with working. Marks may be given for a correct method even if the answer is incorrect.
- Write your answer to each question in the space provided. If additional space is required, use the lined page(s) at the end of this booklet. The question number(s) must be clearly shown.

INFORMATION

- The total mark for this paper is **100**.
- The marks for each question are shown in brackets [].
- Quality of extended responses will be assessed in questions marked with an asterisk (*).
- This document consists of **32** pages.

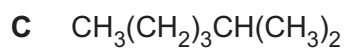
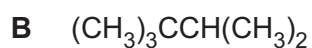
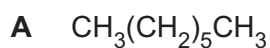
2
SECTION A

You should spend a maximum of 20 minutes on this section.

Write your answer to each question in the box provided.

Answer all the questions.

1 Which alkane has the highest boiling point?

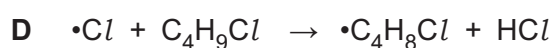
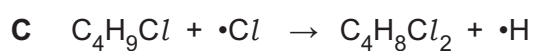
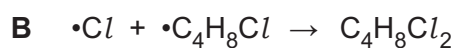
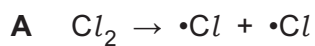


Your answer

[1]

2 Butane reacts with chlorine in the presence of ultraviolet radiation to form a mixture of organic products.

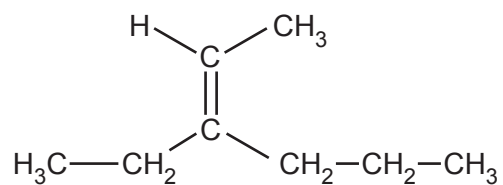
Which equation shows a propagation step in the mechanism for this reaction?



Your answer

[1]

3 What is the name of the compound below?

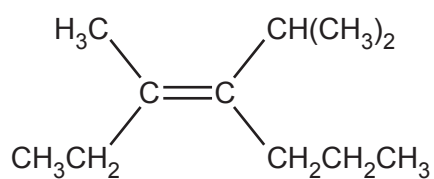


- A 3-Propylpent-2-ene
- B 3-Propylpent-3-ene
- C 3-Ethylhex-2-ene
- D 4-Ethylhex-4-ene

Your answer

[1]

4 The structure of a stereoisomer is shown below.



Which term correctly describes this stereoisomer?

- A *cis*-
- B *trans*-
- C *E*-
- D *Z*-

Your answer

[1]

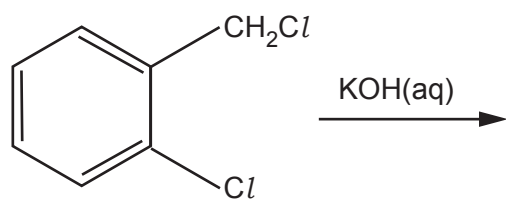
5 Which types of bonds are broken and formed in the reaction of ethene and bromine?

	Types of bond broken	Types of bond formed
A	σ	π
B	π	σ
C	σ and π	π
D	σ and π	σ

Your answer

[1]

6 What is the organic product of the reaction below?



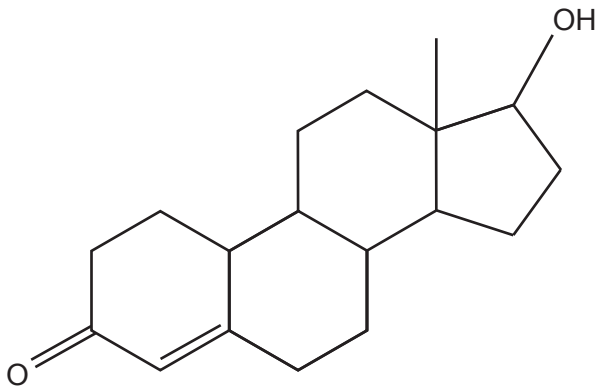
A	
B	
C	
D	

Your answer

[1]

6

7 What is the number of chiral carbon atoms in the steroid molecule below?



A 5

B 6

C 7

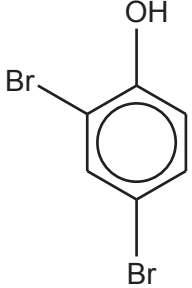
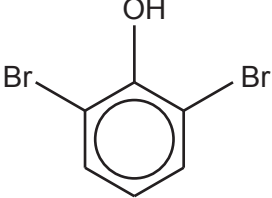
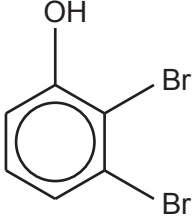
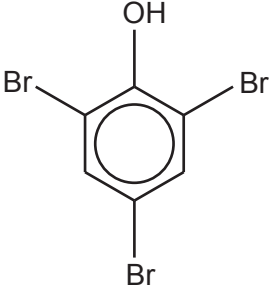
D 8

Your answer

[1]

8 Phenol reacts with bromine.

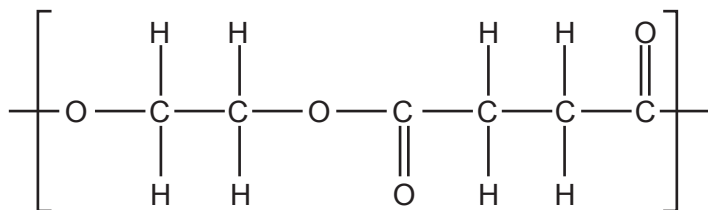
Which is the **least** likely organic product?

A	
B	
C	
D	

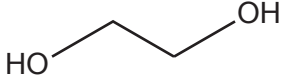
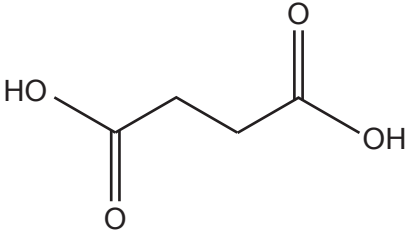
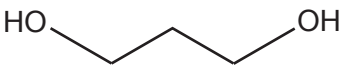
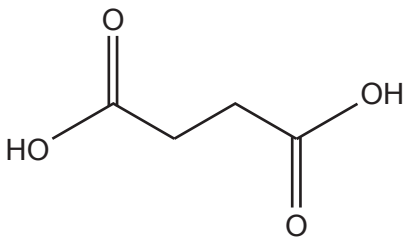
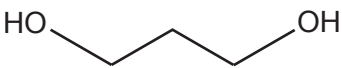
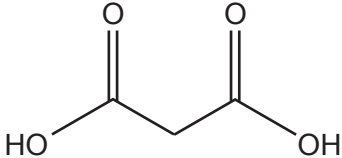
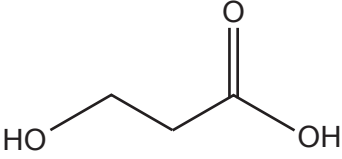
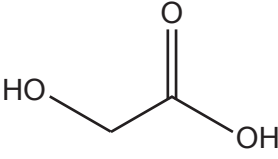
Your answer

[1]

9 The repeat unit of a polymer is shown below.



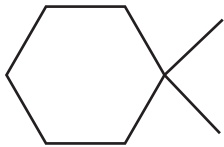
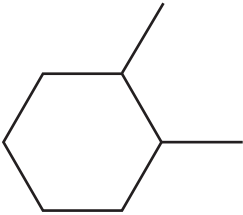
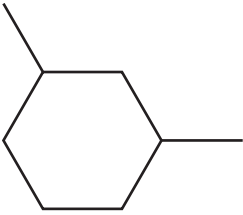
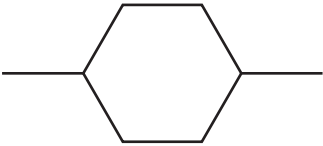
Which monomers could form this polymer?

A		
B		
C		
D		

Your answer

[1]


10 Which compound shows 4 peaks in its carbon-13 NMR spectrum?

A	
B	
C	
D	

Your answer

[1]

11 A student reacts 4.50 g of $C_6H_5NH_2$ with excess CH_3COCl in the reaction below.



$$M_r = 93.0$$

$$M_r = 135.0$$

The reaction produces 3.25 g of $C_6H_5NHCOCH_3$.

What is the percentage yield of $C_6H_5NHCOCH_3$?

A 49.8

B 68.9

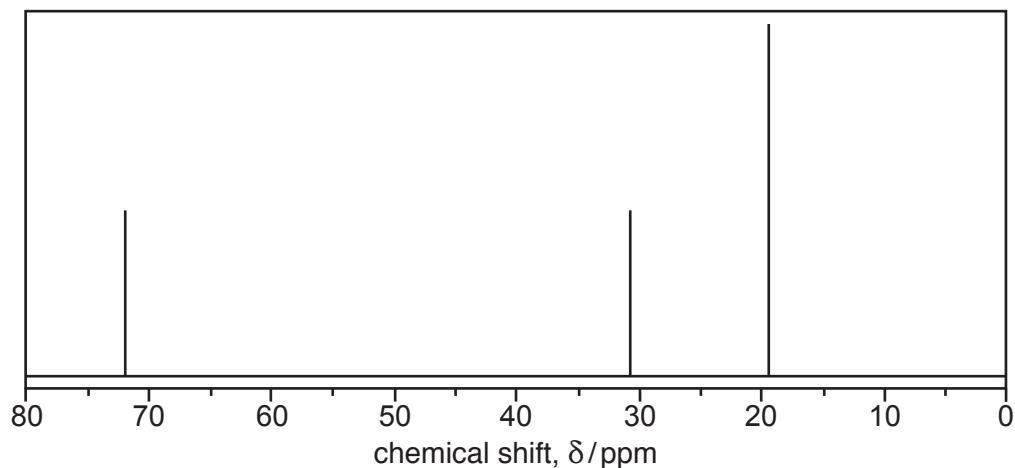
C 72.2

D 95.4

Your answer

[1]

12 A compound produces the ^{13}C NMR spectrum below.



Which compound could have produced this spectrum?

- A Propane
- B 2-Methylbutane
- C 2-Methylpropan-1-ol
- D 2-Methylpropan-2-ol

Your answer

[1]

13 A carbonyl compound is reacted with NaBH_4 .

Which compound(s) could be formed?

- 1 2-Methylpentan-2-ol
- 2 2-Methylpentan-1-ol
- 3 3-Methylpentan-2-ol

- A 1, 2 and 3
- B Only 1 and 2
- C Only 2 and 3
- D Only 1

Your answer

[1]

14 Which chemical(s) can react with phenol?

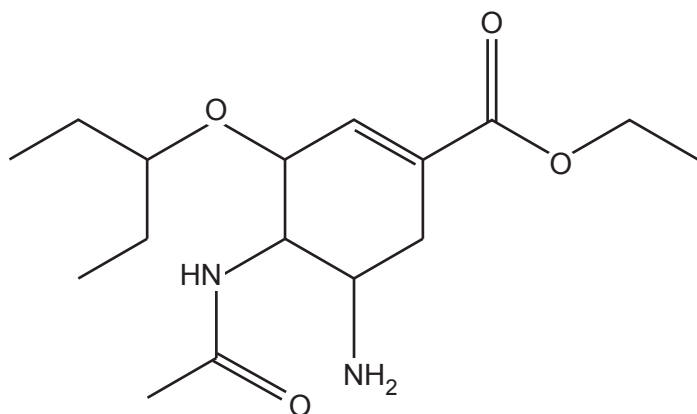
- 1 Potassium hydroxide
- 2 Ethanoyl chloride
- 3 Nitric acid

- A** 1, 2 and 3
- B** Only 1 and 2
- C** Only 2 and 3
- D** Only 1

Your answer

[1]

15 The structure of a compound used to treat influenza is shown below.



Which functional group(s) is/are in a molecule of the compound?

- 1 Ester
- 2 Secondary amide
- 3 Ketone

- A** 1, 2 and 3
B Only 1 and 2
C Only 2 and 3
D Only 1

Your answer

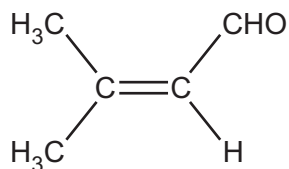
[1]

SECTION B

Answer **all** the questions.

16 This question is about unsaturated aldehydes and alcohols.

(a) 3-Methylbut-2-enal, shown below, is used as a food flavouring.



3-methylbut-2-enal

3-Methylbut-2-enal is reacted with hydrogen bromide, forming a mixture of two organic products.

One of the organic products forms in a much greater quantity than the other organic product.

(i) Outline the reaction mechanism for the formation of **one** of the organic products.

Include curly arrows and relevant dipoles.

[4]

(ii) Explain why one of the organic products forms in a much greater quantity than the other organic product.

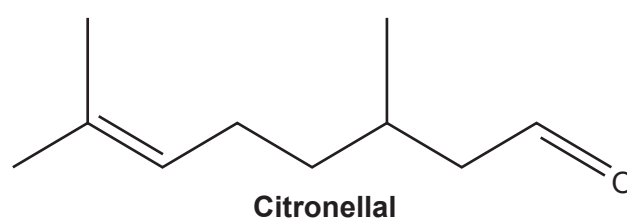
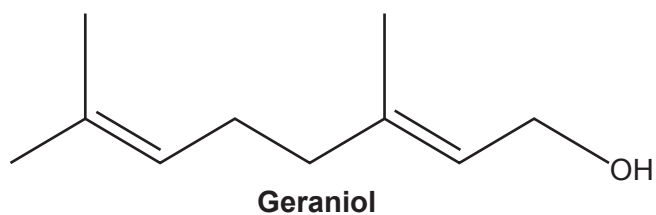
.....

.....

.....

..... [2]

- (b) Geraniol and citronellal, shown below, are isomers present in 'citronella oil', used as an insect repellent.



- Geraniol and citronellal are structural isomers of each other.
- They also show stereoisomerism.

- (i) Describe how the observations from a chemical test would distinguish between geraniol and citronellal.

.....

 [2]

- (ii) What is the molecular formula of geraniol?

..... [1]

- (iii) Explain why geraniol and citronellal are structural isomers of each other.

.....

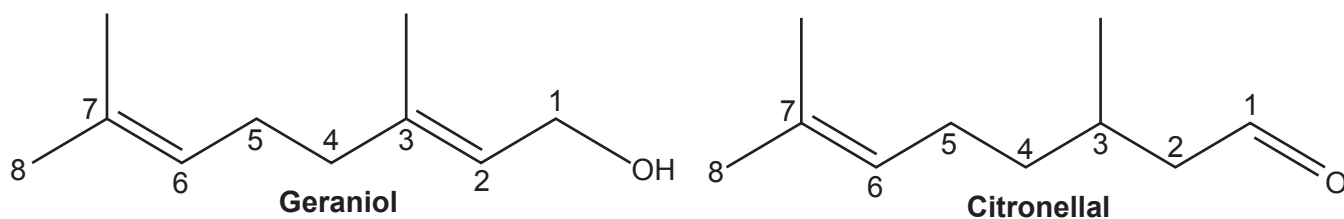
 [1]

- (iv) Explain the term **stereoisomerism**.

.....

 [1]

- (v) The structures of geraniol and citronellal are repeated below with the carbon atoms numbered.



Explain the types of stereoisomerism shown by geraniol and citronellal.

In your answer,

- refer to the numbered carbon atoms in the structures above
- draw diagrams clearly showing any stereoisomers.

.....

.....

.....

.....

.....

.....

.....

Geraniol stereoisomers

Citronellal stereoisomers

[4]

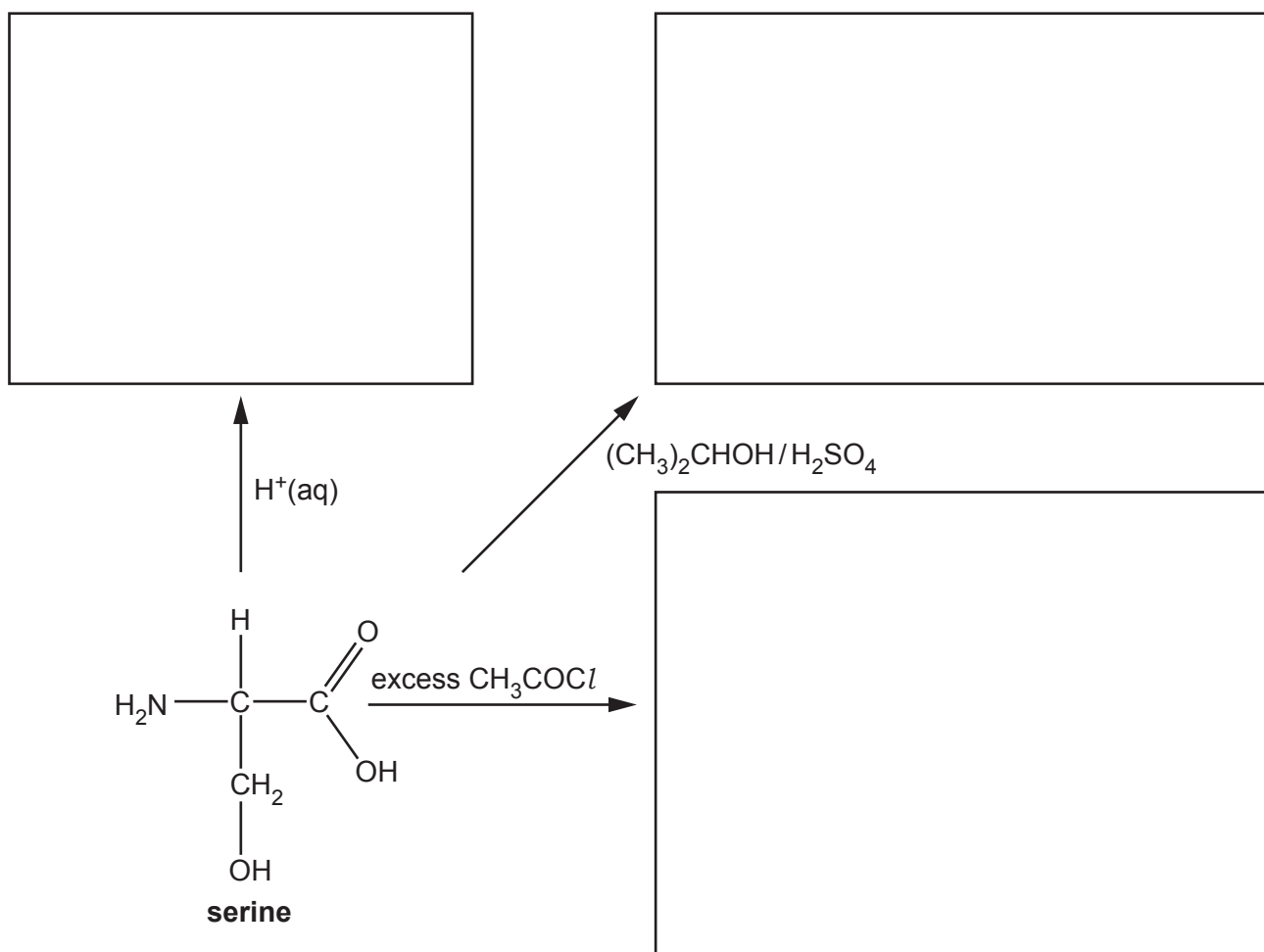
17 This question is about α -amino acids, $\text{RCH}(\text{NH}_2)\text{COOH}$.

(a) Table 17.1 shows the R groups in four amino acids.

Amino acid	R group
alanine (ala)	CH_3-
serine (ser)	HOCH_2-
leucine (leu)	$(\text{CH}_3)_2\text{CHCH}_2-$
glycine (gly)	$\text{H}-$

Table 17.1

(i) In the boxes, draw the organic products for the reactions of serine shown below.



[4]

(ii) A student is provided with one of the four amino acids in **Table 17.1**.

A student carries out a titration with a standard solution of hydrochloric acid to identify the amino acid. The student's method is outlined below.

- The student dissolves 5.766 g of the amino acid in water and makes the solution up to 250.0 cm³ in a volumetric flask.
- The student titrates this solution with 25.0 cm³ of 0.150 mol dm⁻³ hydrochloric acid.
- 21.30 cm³ of the amino acid solution were required for complete neutralisation of the hydrochloric acid.

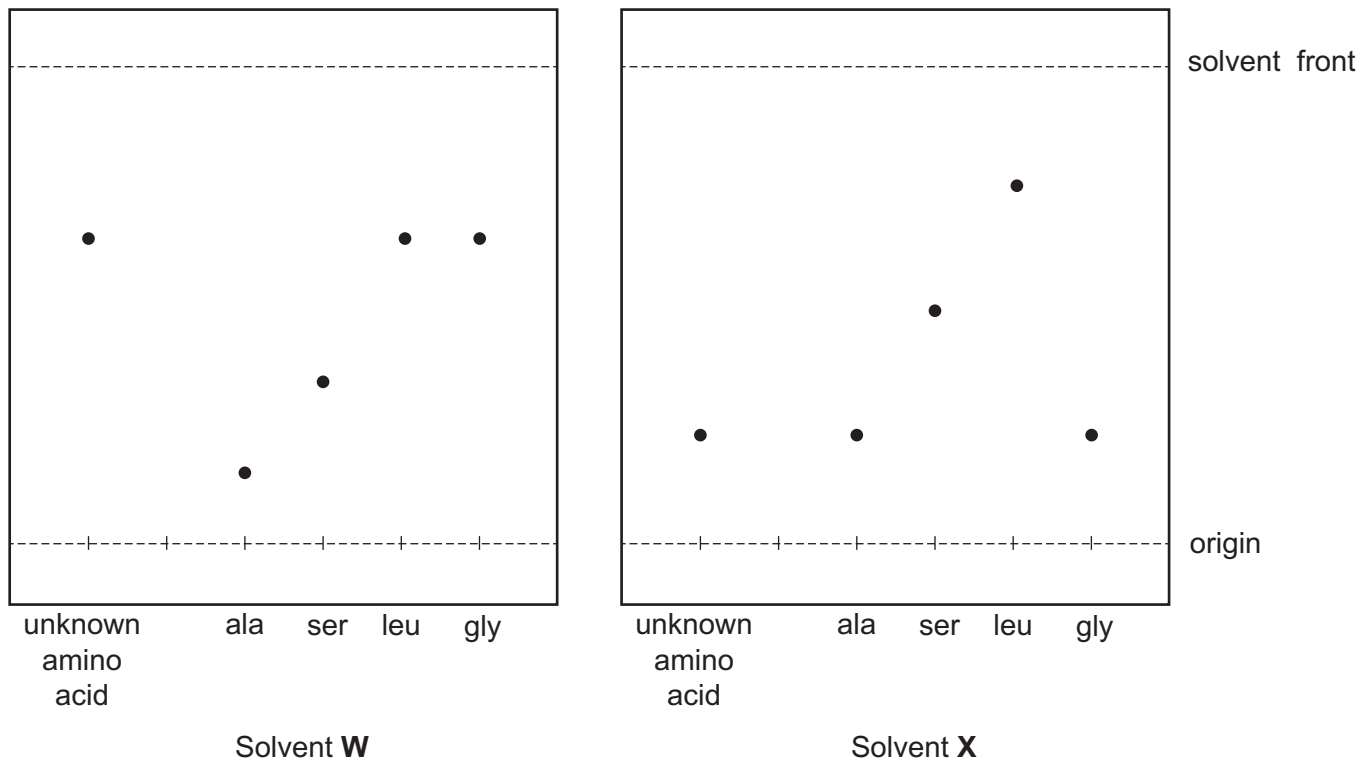
Determine which amino acid the student used.

[4]

(b) The student is provided with another amino acid.

The student attempts to identify the unknown amino acid using chromatography.

The student obtains two TLC chromatograms of the unknown amino acid and the four amino acids in **Table 17.1**, using two different solvents, **W** and **X**.



(i) What is the R_f value of serine (ser) in solvent **W**?

$R_f = \dots\dots\dots$ [1]

(ii) Analyse the chromatograms to identify the unknown amino acid.

Explain your reasoning.

Name of unknown amino acid

Explanation

.....

.....

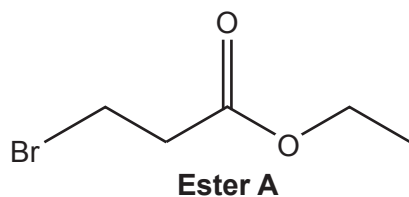
..... [2]

19
BLANK PAGE

PLEASE DO NOT WRITE ON THIS PAGE

18 This question is about esters.

(a) The structure of ester **A** is shown below.

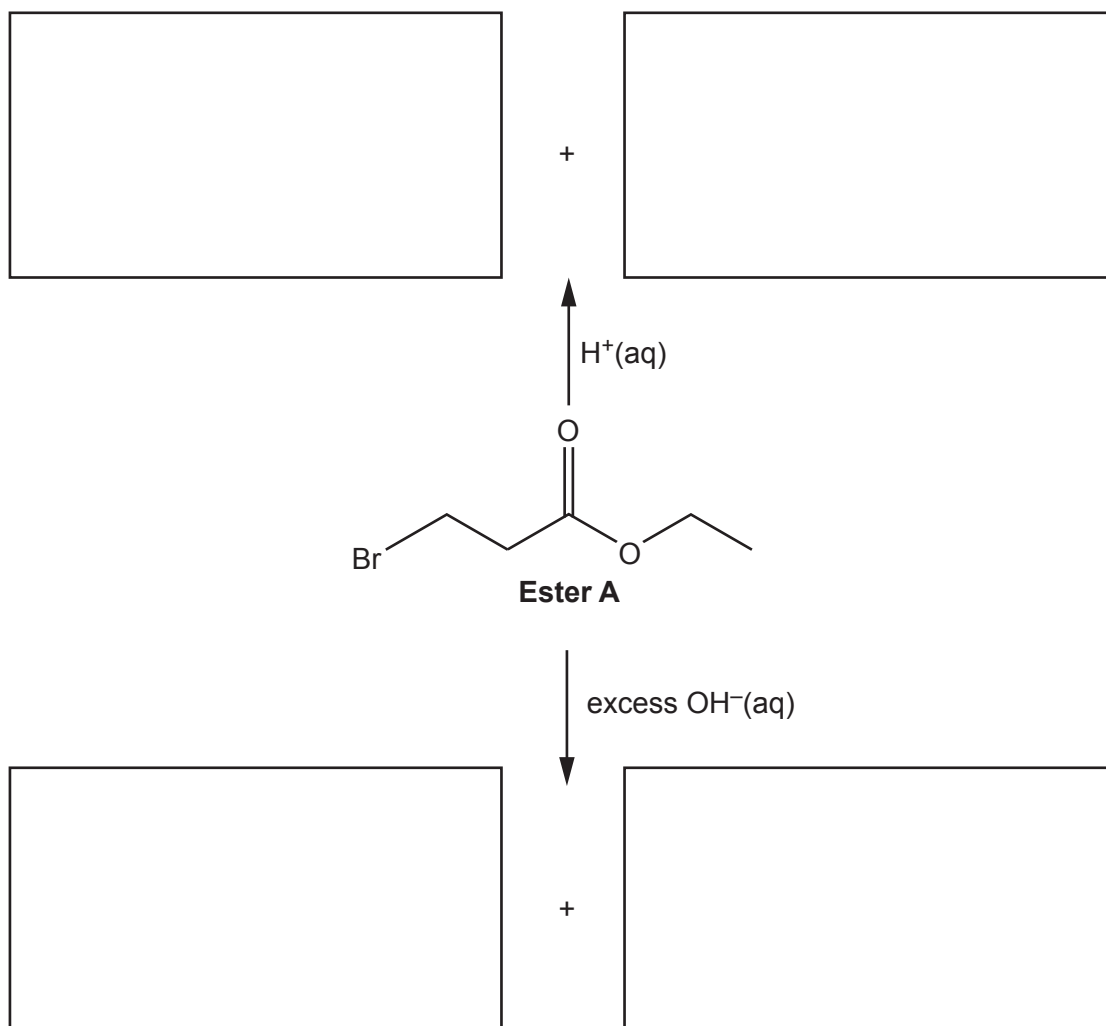


(i) What is the systematic name of ester **A**?

..... [1]

(ii) In the boxes, draw the organic products for the reactions of the functional groups in ester **A** shown below.

Each reaction forms two organic products.

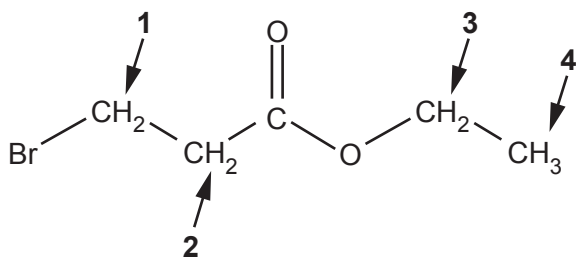


[5]

(iii) Name the type of reactions of ester **A** shown in (ii).

..... [1]

(b) The protons in ester **A** are in four different environments, labelled 1–4 on the structure below.



Complete the table to predict the **proton** NMR spectrum of ester **A**.

Proton environment	Chemical shift	Splitting pattern
1		
2		
3		
4		

[4]

(c) Compound **B** is a structural isomer of ester **A**.

- Compound **B** reacts with aqueous sodium carbonate.
- The ^{13}C NMR spectrum of **B** has 4 peaks.

Draw a possible structure for compound **B**.

[1]

(d) A polyester is formed from 200 molecules of 4-hydroxybenzoic acid.

What is the relative molecular mass, M_r , of the polyester?

$$M_r = \dots\dots\dots \text{ g mol}^{-1} \text{ [2]}$$

.....

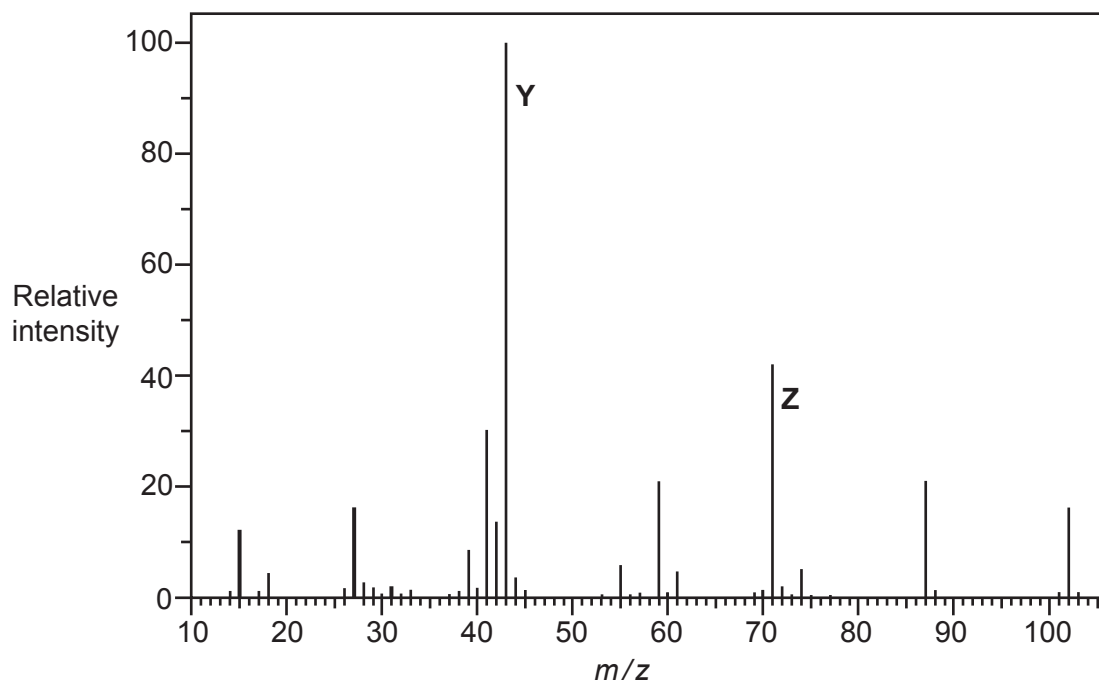
.....

.....

.....

.....

(ii) The mass spectrum of ester **C** is shown below.



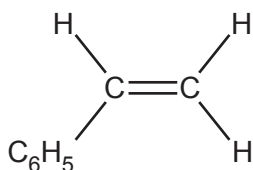
Suggest possible structures for the species responsible for peaks **Y** and **Z** in the mass spectrum.

Y	Z

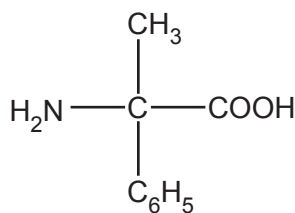
[2]

- (b) Benzene can be used as the starting material for the synthesis of compounds **D** and **E**, shown below.

In the diagrams C_6H_5 is a phenyl group.



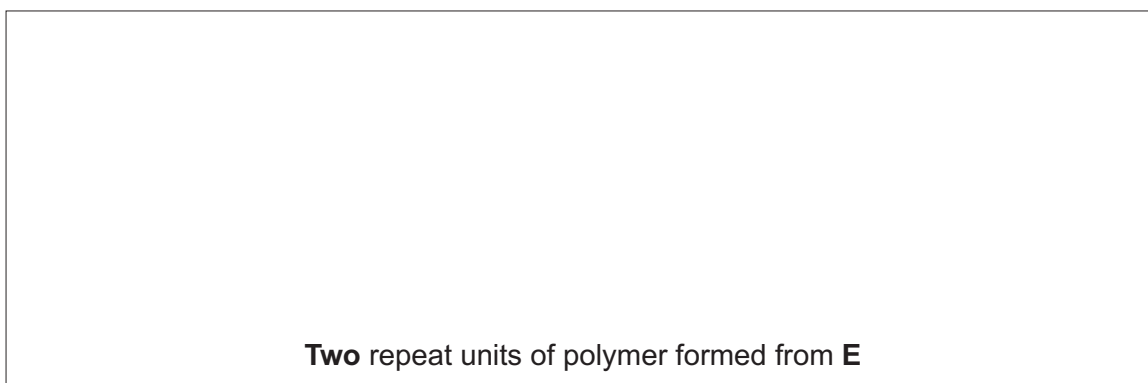
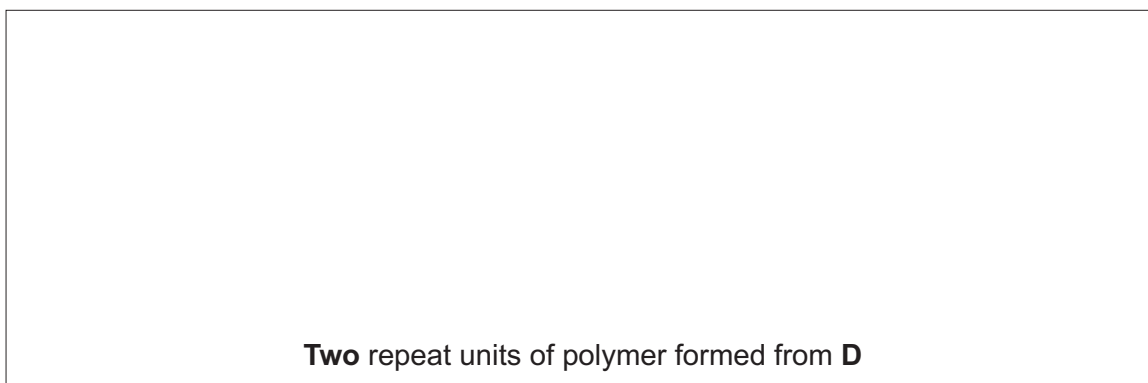
compound D



compound E

Compounds **D** and **E** can be converted into polymers.

- (i) Draw **two** repeat units of these polymers.



[3]

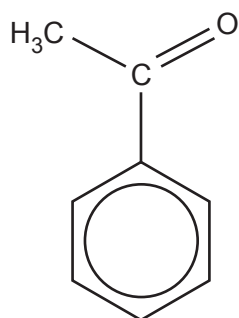
- (ii) State the **type** of polymer formed from compounds **D** and **E**.

From compound **D**

From compound **E**

[1]

- (iii) In the synthesis of compounds **D** and **E**, benzene is first reacted with ethanoyl chloride, CH_3COCl , to form phenylethanone, shown below.



phenylethanone

The reaction takes place in the presence of aluminium chloride, AlCl_3 , which acts as a catalyst.

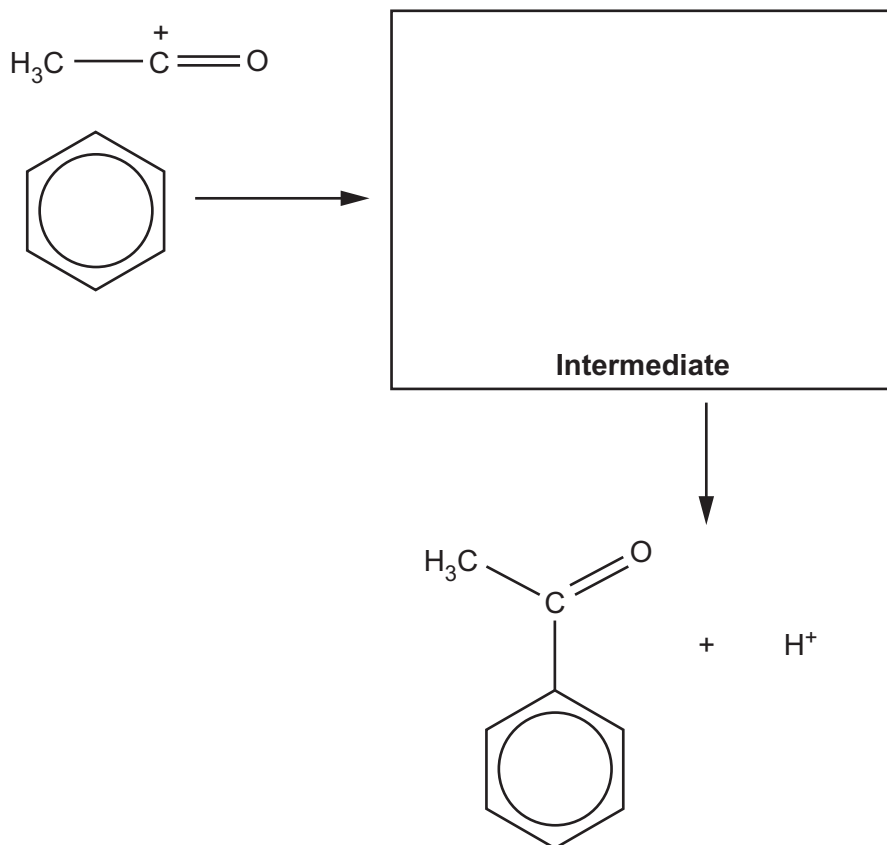
In the mechanism for this reaction,

- ethanoyl chloride first reacts with aluminium chloride to form the $\text{CH}_3\text{-C}^+=\text{O}$ cation
- the $\text{CH}_3\text{-C}^+=\text{O}$ cation then behaves as an electrophile.

Complete the mechanism for the reaction.

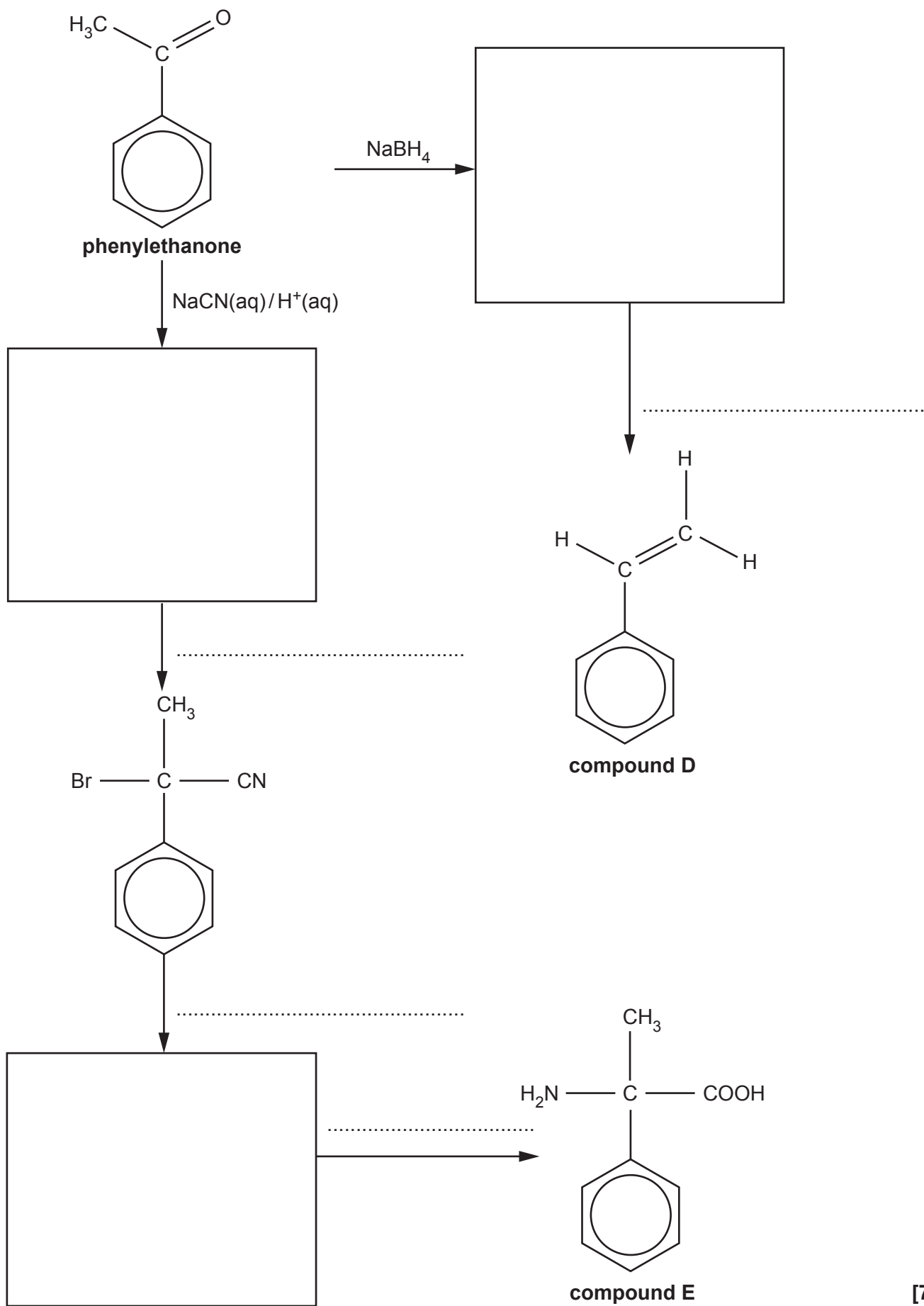
Include equations to show the role of the AlCl_3 catalyst, relevant curly arrows and the structure of the intermediate.

Formation of electrophile



Regeneration of catalyst

(iv) Complete the flowchart for the synthesis of compounds **D** and **E** from phenylethanone.



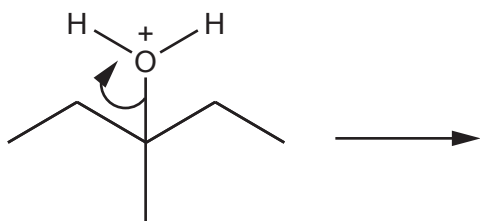
20 This question is about reaction mechanisms.

(a) Chemists use curly arrows in reaction mechanisms.

(i) What does a curly arrow show in a reaction mechanism?

.....
 [1]

(ii) Draw structures to show the products in the reaction mechanism below.



[2]

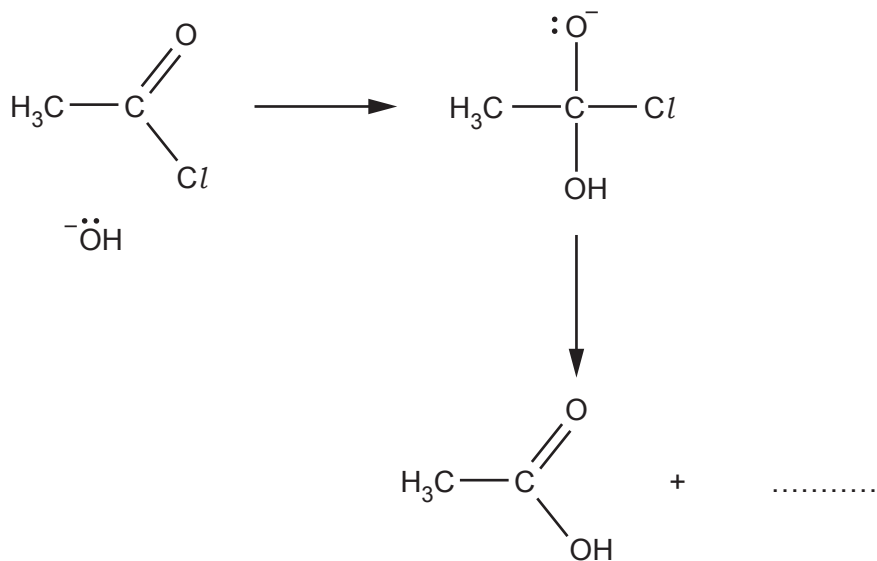
(iii) Use the mechanism in (ii) to explain what is meant by **heterolytic fission**.

.....

 [2]

(b) An incomplete reaction mechanism is shown below.

(i) Complete the mechanism by adding curly arrows and any missing species.



[4]

(ii) What is the role of OH^- in this mechanism?

..... [1]

21* Analysis of an unknown organic compound produced the following results.

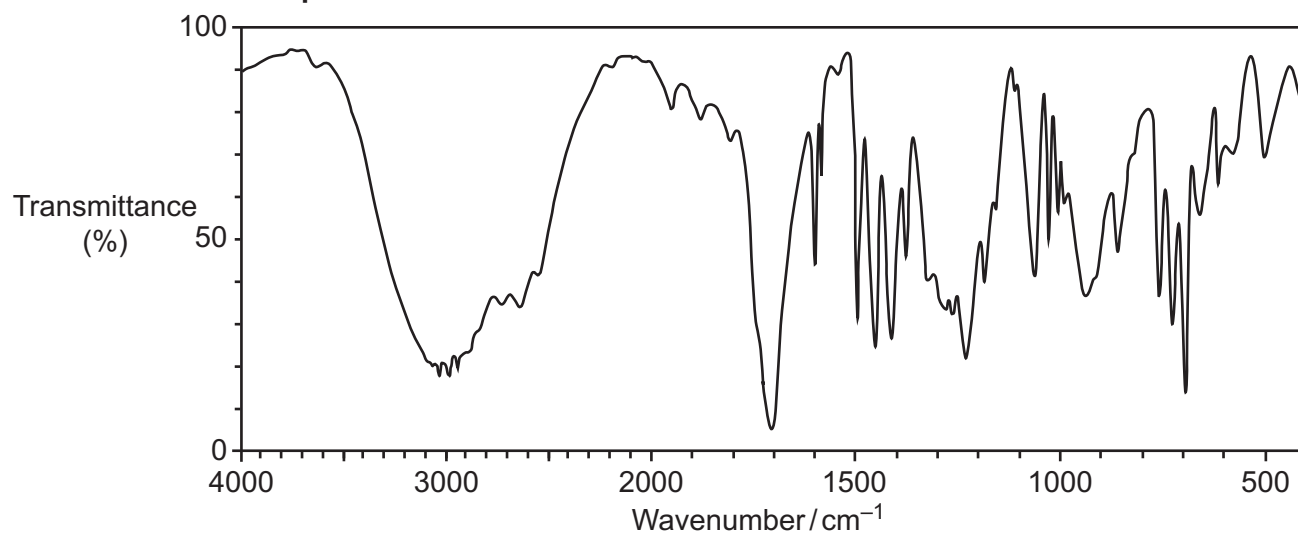
Elemental analysis by mass

C: 73.17%; H: 7.32%; O: 19.51%

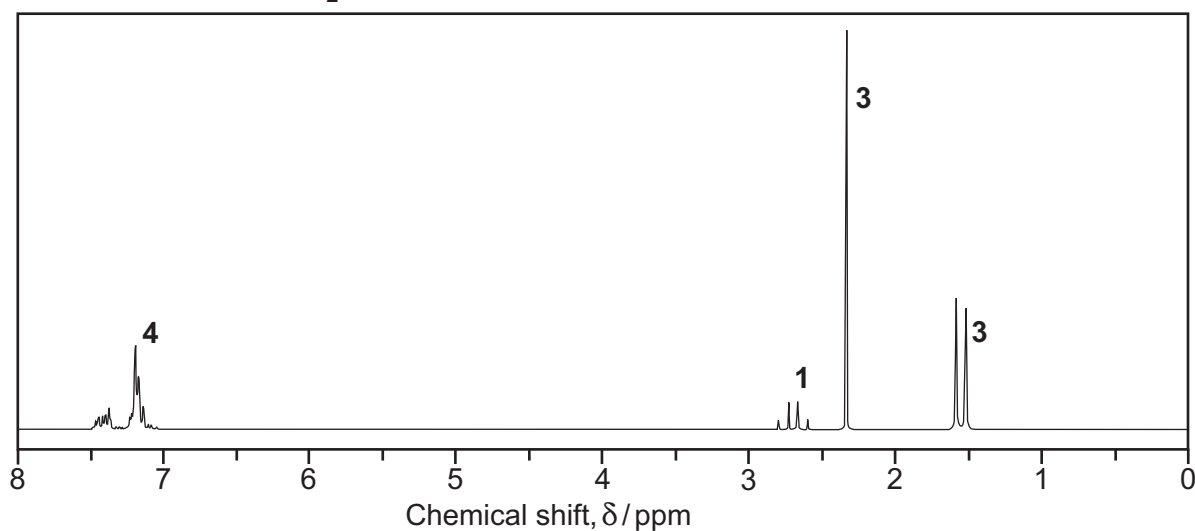
Mass spectrum

Molecular ion peak at $m/z = 164.0$

Infrared spectrum



^1H NMR spectrum in D_2O



The numbers by the peaks are the relative peak areas.

Use the results to suggest **one** possible structure for the unknown compound.

Show **all** your reasoning.

[6]

.....

.....

.....

.....

.....

.....

.....

.....

.....

.....

.....

.....

.....

.....

.....

.....

.....

.....

.....

.....

.....

.....

.....

.....

.....

Additional answer space if required

.....

.....

.....

.....

.....

.....

.....

.....

.....

.....

.....

.....

.....

.....

.....

.....

.....

.....

.....

.....

.....

.....

END OF QUESTION PAPER

ADDITIONAL ANSWER SPACE

If additional space is required, you should use the following lined page(s). The question number(s) must be clearly shown in the margin(s).

A large rectangular area with a solid vertical line on the left side and horizontal dotted lines across the rest of the page, providing space for writing answers.



Copyright Information

OCR is committed to seeking permission to reproduce all third-party content that it uses in its assessment materials. OCR has attempted to identify and contact all copyright holders whose work is used in this paper. To avoid the issue of disclosure of answer-related information to candidates, all copyright acknowledgements are reproduced in the OCR Copyright Acknowledgements Booklet. This is produced for each series of examinations and is freely available to download from our public website (www.ocr.org.uk) after the live examination series.

If OCR has unwittingly failed to correctly acknowledge or clear any third-party content in this assessment material, OCR will be happy to correct its mistake at the earliest possible opportunity.

For queries or further information please contact The OCR Copyright Team, The Triangle Building, Shaftesbury Road, Cambridge CB2 8EA.

OCR is part of the Cambridge Assessment Group; Cambridge Assessment is the brand name of University of Cambridge Local Examinations Syndicate (UCLES), which is itself a department of the University of Cambridge.