


**Monday 16 June 2014 – Morning****GCSE GATEWAY SCIENCE  
CHEMISTRY B****B742/02** Chemistry modules C4, C5, C6 (Higher Tier)Candidates answer on the Question Paper.  
A calculator may be used for this paper.**OCR supplied materials:**  
None**Other materials required:**

- Pencil
- Ruler (cm/mm)

**Duration:** 1 hour 30 minutes


Candidate forename		Candidate surname	
-----------------------	--	----------------------	--

Centre number						Candidate number				
---------------	--	--	--	--	--	------------------	--	--	--	--

**INSTRUCTIONS TO CANDIDATES**

- Write your name, centre number and candidate number in the boxes above. Please write clearly and in capital letters.
- Use black ink. HB pencil may be used for graphs and diagrams only.
- Answer **all** the questions.
- Read each question carefully. Make sure you know what you have to do before starting your answer.
- Write your answer to each question in the space provided. Additional paper may be used if necessary but you must clearly show your candidate number, centre number and question number(s).
- Do **not** write in the bar codes.

**INFORMATION FOR CANDIDATES**

- The quality of written communication is assessed in questions marked with a pencil (.
- The Periodic Table can be found on the back page.
- The number of marks is given in brackets [ ] at the end of each question or part question.
- The total number of marks for this paper is **85**.
- This document consists of **32** pages. Any blank pages are indicated.

Answer **all** the questions.

**SECTION A – Module C4**

- 1 Look at the table. It shows information about the Group 1 metals.

Element	Symbol	Electronic structure	Melting point in °C	Boiling point in °C	Atomic radius in nm
lithium	Li	2.1	181	1342	0.152
sodium	Na	2.8.1	.....	883	0.185
potassium	K	2.8.8.1	64	760	0.227
rubidium	Rb	2.8.18.8.1	39	688	.....

- (a) Predict the melting point of sodium and the atomic radius of rubidium.

Write your answers in the table.

[2]

- (b) Sodium reacts with water.

Sodium hydroxide, NaOH, and hydrogen, H<sub>2</sub>, are made.

Write a **balanced symbol** equation for this reaction.

..... [2]

- (c) The Group 1 elements all react in a similar way.

Explain why.

..... [1]

- (d) Sodium reacts with fluorine. Sodium ions and fluoride ions are made.

The electronic structure of fluorine is 2.7.

Draw a 'dot and cross' diagram to show the electronic structure of a sodium ion and of a fluoride ion. Include the charges on the ions.

[2]

[Total: 7]

2 This question is about atomic structure and bonding.

(a) Atoms are made up of protons, neutrons and electrons.

Complete the table.

Particle	Relative charge	Relative mass
proton	+1	1
neutron	0	.....
electron	.....	0.0005

[2]

(b) Sodium chloride is an **ionic** compound.

Carbon dioxide is a **covalent** compound.

Look at the table.

	Sodium chloride	Carbon dioxide
<b>Formula</b>	NaCl	CO <sub>2</sub>
<b>Type of particles present</b>	ions	.....
<b>Melting point</b>	.....	low

(i) Complete the table.

[2]

(ii) Carbon dioxide has a low melting point.

Explain why, using ideas about forces.

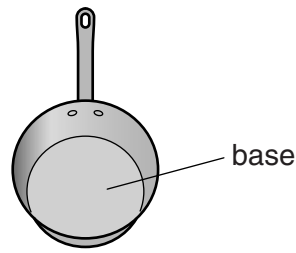
.....

..... [1]

[Total: 5]



- 4 Kylie is choosing a metal to make a base for a saucepan.



Look at the information about some metals.

Metal	Melting point in °C	Relative electrical conductivity (1= low, 10= high)	Relative conductivity of heat (1= low, 25= high)	Density in g/cm <sup>3</sup>
<b>A</b>	1535	1	4.2	7.9
<b>B</b>	98	2	7.8	1.0
<b>C</b>	1083	6	22.3	8.9
<b>D</b>	660	4	11.8	2.7

- (a) Which metal should Kylie choose to make a base for a saucepan?

.....

Explain your answer.

.....  
 .....  
 ..... [2]

- (b) Describe **metallic bonding** and explain why metals are good conductors of electricity.

You may wish to draw a labelled diagram.

.....  
 .....  
 ..... [3]

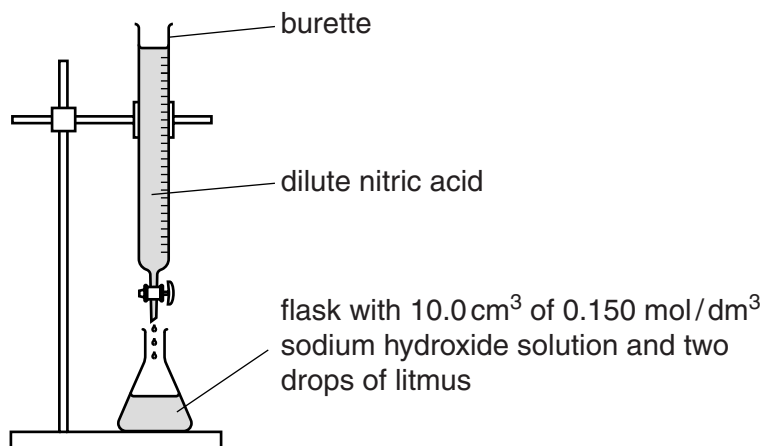
[Total: 5]

Turn over

## SECTION B – Module C5

- 5 Cristina titrates dilute nitric acid with sodium hydroxide solution.

Look at the diagram of her apparatus.



Cristina slowly adds dilute nitric acid into the flask until the end point is reached.

- (a) Cristina uses litmus to tell her when the end point is reached.

She **should not** use universal indicator.

Explain why.

.....  
 ..... [1]

- (b) Cristina does three more titrations.

Look at her results table.

Titration number	1	2	3	4
Final burette reading in cm <sup>3</sup>	26.5	49.2	26.4	40.3
Initial burette reading in cm <sup>3</sup>	0.0	24.1	1.2	15.0
Titre (volume of acid added) in cm <sup>3</sup>	26.5	25.1	25.2	25.3

- (i) Cristina calculates the mean titre to be 25.2 cm<sup>3</sup>.

Explain why this is the **best** mean value from these results.

.....  
 .....  
 ..... [2]

- (ii) Cristina uses  $10.0\text{cm}^3$  of sodium hydroxide solution.

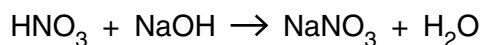
The concentration of the sodium hydroxide solution is  $0.150\text{mol/dm}^3$ .

Calculate the number of moles of sodium hydroxide in  $10.0\text{cm}^3$  of this solution.

.....  
 .....

number of moles = ..... [1]

- (iii) Look at the equation for the reaction between nitric acid and sodium hydroxide.



Use the information from parts (i) and (ii) to calculate the concentration of the nitric acid.

Give your answer to **three** significant figures.

.....  
 .....  
 .....  
 .....

concentration of nitric acid = .....  $\text{mol/dm}^3$  [2]

[Total: 6]

6 There are many compounds that contain carbon and hydrogen only.

(a) Pentane has the formula  $\text{CH}_3(\text{CH}_2)_3\text{CH}_3$ .

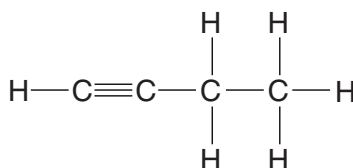
Calculate the molar mass of pentane.

The relative atomic mass,  $A_r$ , of H = 1 and of C = 12.

.....  
 .....

molar mass = ..... g/mol [1]

(b) Look at the displayed formula for butyne.



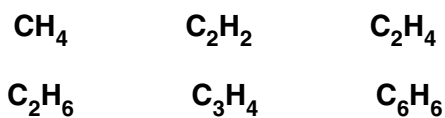
What is the **molecular formula** for butyne?

..... [1]

(c) Look at the molecular formula of some compounds.

Which **two** compounds have the same **empirical** formula?

Choose from



answer ..... and ..... [1]



(d) David analyses a sample of a gas.

He finds it contains 1.2 g of carbon and 0.4 g of hydrogen.

Calculate the empirical formula for this gas.

.....

.....

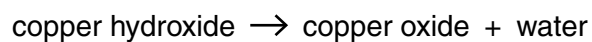
.....

empirical formula is .....

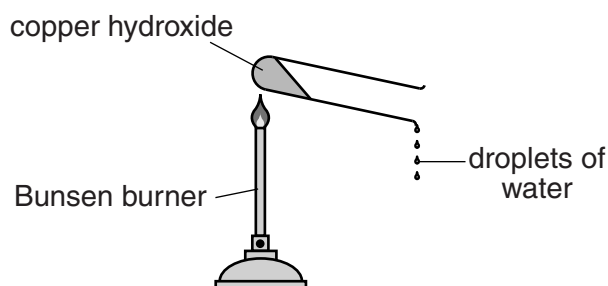
[2]

[Total: 5]

7 Jess investigates the thermal decomposition of copper hydroxide.



Look at the apparatus she uses.



She measures the mass of copper hydroxide at the start.

She then heats the copper hydroxide for 5 minutes.

Jess lets the apparatus cool down.

She then measures the mass of copper oxide made.

Jess does the experiment four more times.

Look at her results.

Experiment number	Mass of copper hydroxide in g	Mass of copper oxide made in g	Mass of water made in g
1	0.50	0.41	
2	1.00	0.82	
3	1.50	1.22	
4	2.00	1.63	
5	2.50	1.90	

Jess predicts that the mass of water made is directly proportional to the mass of copper hydroxide heated.

Is this prediction supported by her results?

Complete the table and use the data to explain your answer.

.....

.....

.....

.....

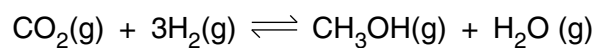
.....

.....

..... [3]

[Total: 3]

- 8 Carbon dioxide,  $\text{CO}_2$ , reacts with hydrogen,  $\text{H}_2$ , to make methanol,  $\text{CH}_3\text{OH}$ .



Phil investigates this reversible reaction.

He mixes carbon dioxide with hydrogen.

He lets this mixture reach equilibrium.

Phil measures the percentage yield of methanol in this equilibrium mixture.

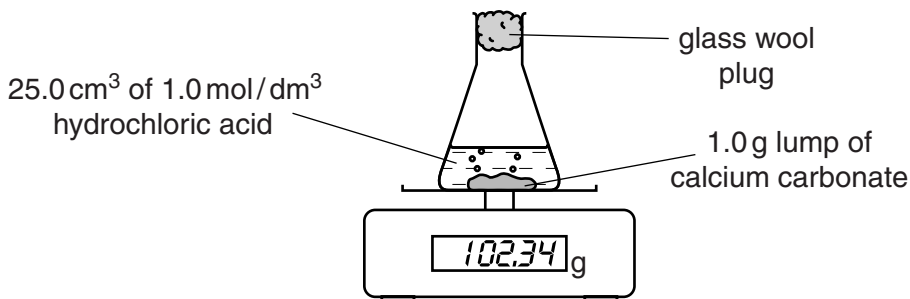
He uses different temperatures and pressures.

Look at his results.

Pressure in atmospheres	Temperature in °C			
	100	200	300	400
20	90%	81%	52%	38%
40	93%	87%	70%	58%
60	96%	92%	83%	73%
80	98%	95%	90%	83%
100	99%	97%	94%	90%



- 9 Debbie places a 1.0g lump of calcium carbonate into a flask.  
 She adds 25.0 cm<sup>3</sup> of 1.0 mol/dm<sup>3</sup> hydrochloric acid to the flask.  
 She puts the flask on top of an electronic balance.



This apparatus can be used to find the mass of carbon dioxide made during the reaction.

- (a) Debbie repeats the experiment.

This time she uses 25.0 cm<sup>3</sup> of 1.0 mol/dm<sup>3</sup> **ethanoic acid** instead of hydrochloric acid.

The reaction is much slower because ethanoic acid is a weak acid.

Explain why weak acids react **more slowly** than strong acids.

.....  
 .....  
 ..... [1]

- (b) Debbie wants to measure the **volume** of carbon dioxide made during the reaction.

Draw a labelled diagram of the apparatus she should use.

[2]

[Total: 3]

**15**  
**BLANK PAGE**

**Question 10 begins on page 16**  
**PLEASE DO NOT WRITE ON THIS PAGE**

## SECTION C – Module C6

10 Ethanol can be made by the fermentation of glucose.

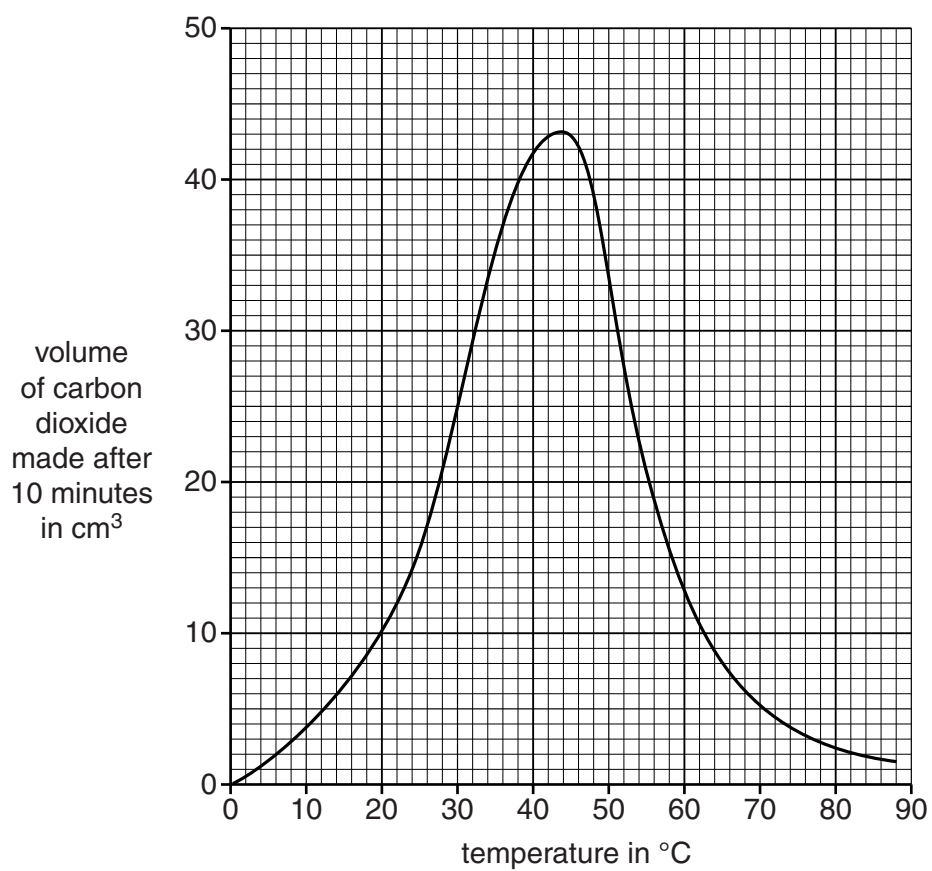
Tina and Tommy investigate the fermentation of glucose.

They use 50 cm<sup>3</sup> of glucose solution and 1 g of yeast.

Tina and Tommy measure the volume of carbon dioxide made after 10 minutes.

They do the experiment at different temperatures.

Look at the graph. It shows their results.





- (a) (i) What is the volume of carbon dioxide made at **60 °C**?

answer ..... cm<sup>3</sup>

[1]

- (ii) At what temperature is the reaction fastest?

answer ..... °C

Explain your answer.

.....  
 ..... [2]

- (b) Glucose reacts to make carbon dioxide and ethanol.

Look at the formulas.

Substance	Formula
glucose	C <sub>6</sub> H <sub>12</sub> O <sub>6</sub>
carbon dioxide	CO <sub>2</sub>
ethanol	C <sub>2</sub> H <sub>5</sub> OH

Write down the **balanced symbol** equation for this reaction.

..... [2]

- (c) The general formula for an alcohol is



Propanol contains three carbon atoms.

- (i) Write the formula for propanol.

..... [1]

- (ii) Draw the **displayed formula** of propanol.

[1]

[Total: 7]

11 Faye is a scientist. She works for Didcot Detergents.

Faye is researching some new detergents.

Look at the table. It shows if her new detergents remove different stains at low temperatures.

Detergent	Is stain removed?			
	Food	Paint	Grease	Blood
A	x	✓	x	x
B	x	✓	partly	x
C	✓	x	✓	✓
D	x	x	✓	x

(a) One of the detergents contains an **enzyme**.

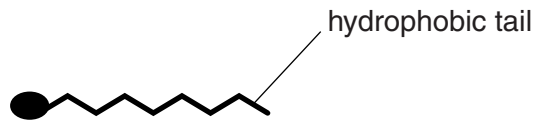
Suggest which one.

.....

Explain your answer.

.....  
 .....  
 ..... [2]

(b) Look at the diagram of a detergent molecule.



Explain how detergents remove fat and oil stains from clothes.

You may wish to draw a **labelled** diagram.

.....

.....

.....

.....

.....

..... [3]

(c) Some fats are **unsaturated**.

Describe a chemical test to show that a fat is unsaturated.

test .....

result .....

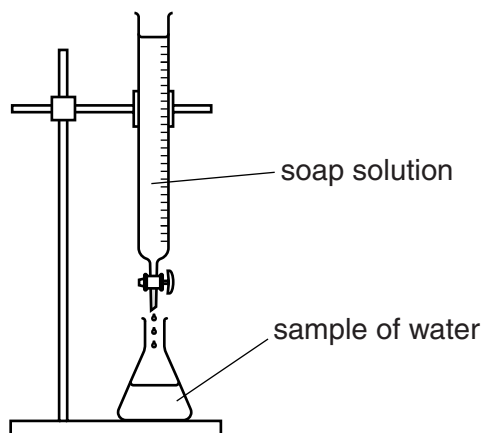
.....

[2]

[Total: 7]

12 Sunita and Carl are investigating 3 samples of water, **A**, **B** and **C**.

Look at the diagram. It shows the apparatus they use.



They add soap solution to samples of water and shake them.

They keep adding more soap solution until a lather remains.

Look at the table. It shows their results.

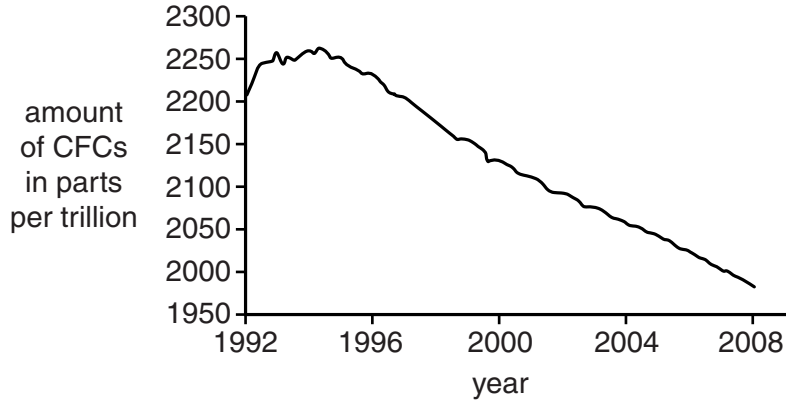
Sample		Volume of soap solution added in cm <sup>3</sup>
distilled water		2.0
sample <b>A</b>	before boiling	10.0
	after boiling	10.0
sample <b>B</b>	before boiling	12.0
	after boiling	6.0
sample <b>C</b>	before boiling	7.0
	after boiling	2.0



13 This question is about CFCs.

Look at the graph.

It shows how the amount of CFCs in the air has changed from 1992 to 2008.



(a) Describe the pattern shown on the graph.

Explain why this has happened.

.....

.....

.....

..... [2]

(b) Scientists' attitudes to CFCs have changed since CFCs were first introduced in the 1950s.

Describe how and explain why.

.....

.....

.....

.....

..... [3]

[Total: 5]

**BLANK PAGE**

**Question 14 begins on page 24**

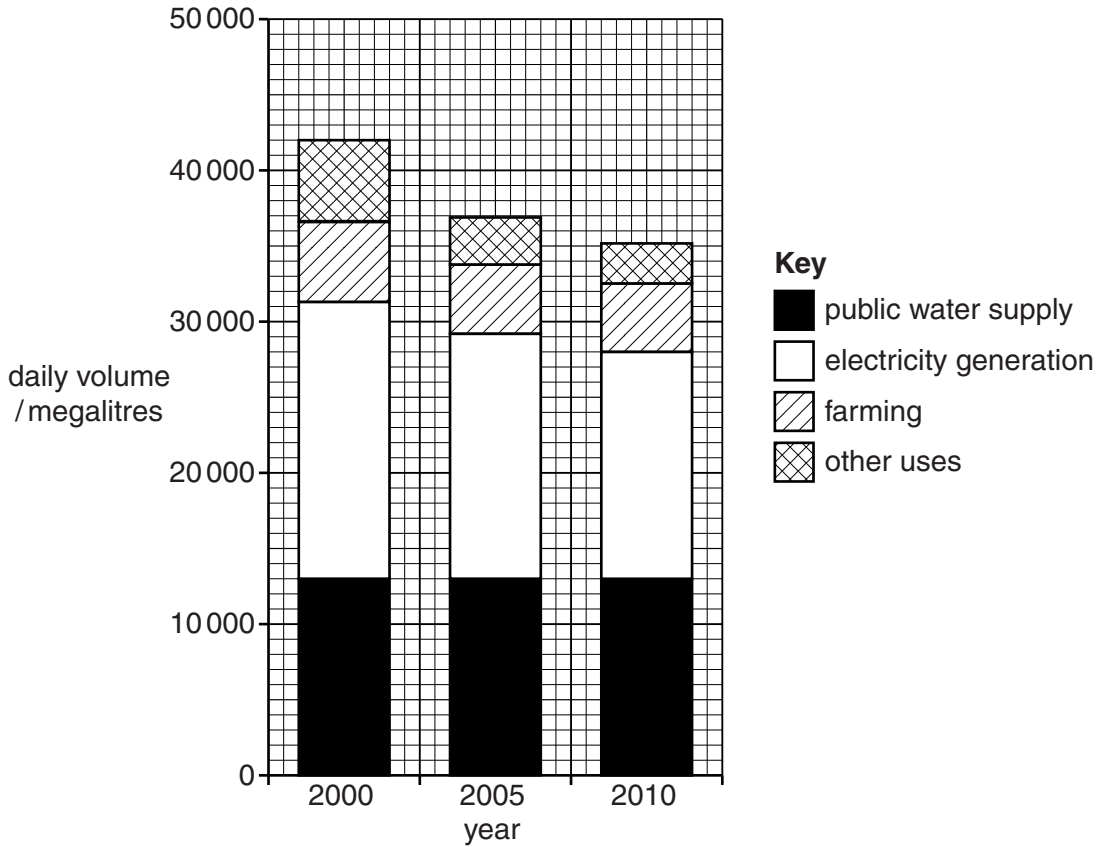
**PLEASE DO NOT WRITE ON THIS PAGE**

SECTION D

14 Water is a very important resource in the world.

(a) Look at the bar chart.

It shows the uses of water in the United Kingdom in the years 2000, 2005 and 2010.



(i) The volume of water used each day decreased from the year 2000 to 2010.

Suggest why there has been a **decrease**.

Use information from the bar chart.

.....

..... [1]



- (ii) Look at the data for the year 2000.

The volume of water used for **public water supply** was 13 000 megalitres.

Show that the percentage of the water used for the public water supply was 30.95%.

.....  
.....  
..... [2]

- (iii) The **volume** of water used for public water supply did not change between the years 2000 and 2010.

Describe how the **percentage** of water used for the public water supply changed between the years 2000 and 2010.

..... [1]

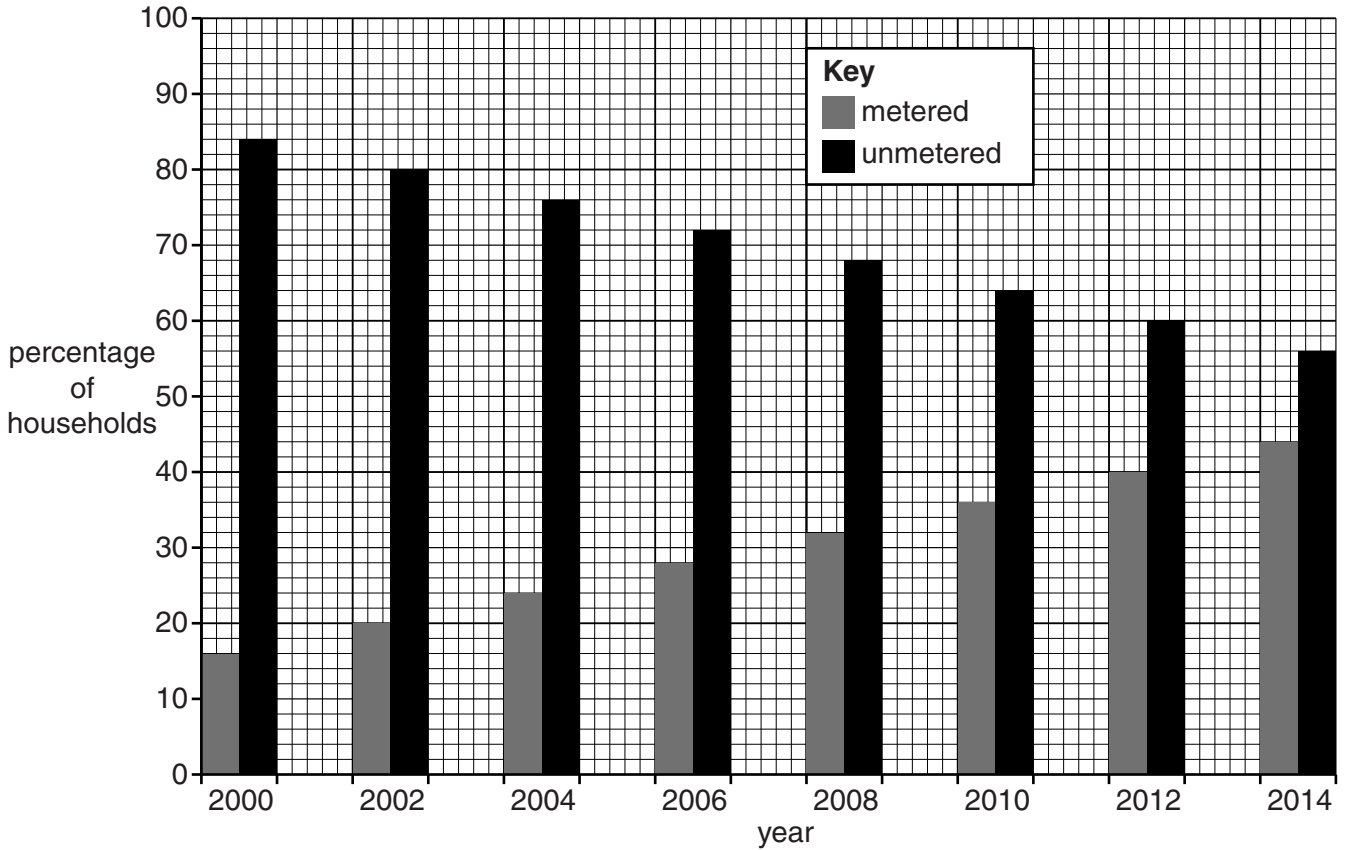
**Question 14(b) begins on page 26**

(b) The volume of water used for the public water supply is affected by several factors.

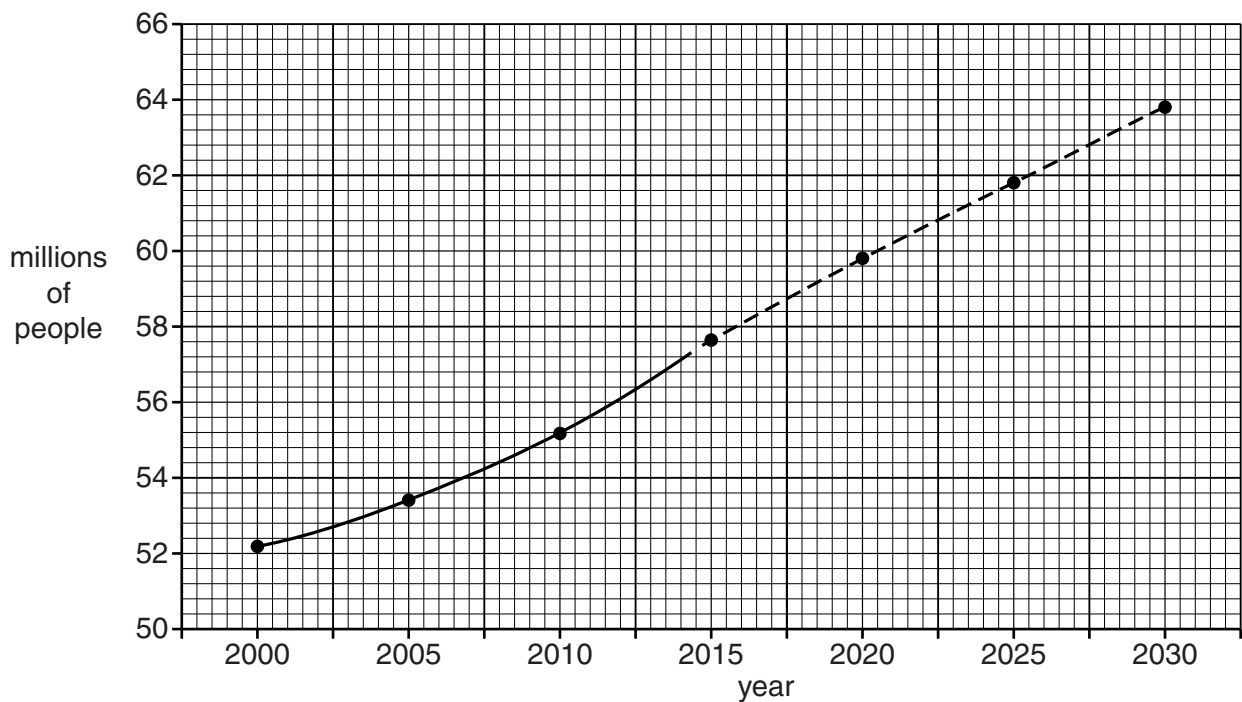
- Number of water meters fitted – people use much less water when they have a water meter fitted in their house
- Population
- Leakage of water from water pipes

Look at the information about these three factors.

**Households with water meters in England and Wales 2000 to 2014**



**Population trends in England and Wales 2000 to 2030**



Leakage of water between the years 2000 and 2014

Year	Volume of water lost each day through leakage from water pipes in megalitres
2000	3800
2002	3900
2004	3700
2006	3800
2008	3700
2010	3900
2012	4000
2014	3700

Scientists want to predict the volume of water needed for public water supply in future years.

In 2014, the volume of water needed each day was 16 000 megalitres.

Suggest the future trend in the volume of water needed for public water supply.

Explain your answer.

Use information about the three factors in your explanation.

.....

.....

.....

.....

.....

.....

.....

.....

..... [3]

Question 14(c) begins on page 28

(c) Look at the table.

It shows the volume of water available from water resources each year.

It also shows the volume of water used each year.

Country	Population in millions	Water available each year in km <sup>3</sup>	Water used each year in km <sup>3</sup>
Albania	4	4	3
Bangladesh	161	38	27
China	1390	634	320
Niger	15	1.3	0.8
Saudi Arabia	30	27	18
Sudan	42	20	14
United Kingdom	54	60	30
United States	297	530	171

Some countries have lots of water available per million of its population.

Other countries have very little water available per million of its population.

(i) Which country uses the **greatest** percentage of the available water?

..... [1]

(ii) Write the name of the country most likely to have a shortage of water for its population.

Explain your answer. Use data from the table.

.....  
 .....  
 .....  
 ..... [2]

[Total: 10]

**END OF QUESTION PAPER**

**BLANK PAGE**

**PLEASE DO NOT WRITE ON THIS PAGE**

**30**  
**BLANK PAGE**

**PLEASE DO NOT WRITE ON THIS PAGE**

**PLEASE DO NOT WRITE ON THIS PAGE**



**Copyright Information**

OCR is committed to seeking permission to reproduce all third-party content that it uses in its assessment materials. OCR has attempted to identify and contact all copyright holders whose work is used in this paper. To avoid the issue of disclosure of answer-related information to candidates, all copyright acknowledgements are reproduced in the OCR Copyright Acknowledgements Booklet. This is produced for each series of examinations and is freely available to download from our public website ([www.ocr.org.uk](http://www.ocr.org.uk)) after the live examination series.

If OCR has unwittingly failed to correctly acknowledge or clear any third-party content in this assessment material, OCR will be happy to correct its mistake at the earliest possible opportunity.

For queries or further information please contact the Copyright Team, First Floor, 9 Hills Road, Cambridge CB2 1GE.

OCR is part of the Cambridge Assessment Group; Cambridge Assessment is the brand name of University of Cambridge Local Examinations Syndicate (UCLES), which is itself a department of the University of Cambridge.

# The Periodic Table of the Elements

1		2										3	4	5	6	7	0										
		<div style="border: 1px solid black; padding: 5px; display: inline-block;"> <b>Key</b>                      relative atomic mass                      atomic symbol  <small>name</small>                      atomic (proton) number                 </div>										<div style="border: 1px solid black; padding: 5px; display: inline-block;">                     1  <b>H</b>                      hydrogen                      1                 </div>															<div style="border: 1px solid black; padding: 5px; display: inline-block;">                     4  <b>He</b>                      helium                      2                 </div>
7 <b>Li</b> lithium 3	9 <b>Be</b> beryllium 4											11 <b>B</b> boron 5	12 <b>C</b> carbon 6	14 <b>N</b> nitrogen 7	16 <b>O</b> oxygen 8	19 <b>F</b> fluorine 9	20 <b>Ne</b> neon 10										
23 <b>Na</b> sodium 11	24 <b>Mg</b> magnesium 12											27 <b>Al</b> aluminium 13	28 <b>Si</b> silicon 14	31 <b>P</b> phosphorus 15	32 <b>S</b> sulfur 16	35.5 <b>Cl</b> chlorine 17	40 <b>Ar</b> argon 18										
39 <b>K</b> potassium 19	40 <b>Ca</b> calcium 20	45 <b>Sc</b> scandium 21	48 <b>Ti</b> titanium 22	51 <b>V</b> vanadium 23	52 <b>Cr</b> chromium 24	55 <b>Mn</b> manganese 25	56 <b>Fe</b> iron 26	59 <b>Co</b> cobalt 27	59 <b>Ni</b> nickel 28	63.5 <b>Cu</b> copper 29	65 <b>Zn</b> zinc 30	70 <b>Ga</b> gallium 31	73 <b>Ge</b> germanium 32	75 <b>As</b> arsenic 33	79 <b>Se</b> selenium 34	80 <b>Br</b> bromine 35	84 <b>Kr</b> krypton 36										
85 <b>Rb</b> rubidium 37	88 <b>Sr</b> strontium 38	89 <b>Y</b> yttrium 39	91 <b>Zr</b> zirconium 40	93 <b>Nb</b> niobium 41	96 <b>Mo</b> molybdenum 42	[98] <b>Tc</b> technetium 43	101 <b>Ru</b> ruthenium 44	103 <b>Rh</b> rhodium 45	106 <b>Pd</b> palladium 46	108 <b>Ag</b> silver 47	112 <b>Cd</b> cadmium 48	115 <b>In</b> indium 49	119 <b>Sn</b> tin 50	122 <b>Sb</b> antimony 51	128 <b>Te</b> tellurium 52	127 <b>I</b> iodine 53	131 <b>Xe</b> xenon 54										
133 <b>Cs</b> caesium 55	137 <b>Ba</b> barium 56	139 <b>La*</b> lanthanum 57	178 <b>Hf</b> hafnium 72	181 <b>Ta</b> tantalum 73	184 <b>W</b> tungsten 74	186 <b>Re</b> rhenium 75	190 <b>Os</b> osmium 76	192 <b>Ir</b> iridium 77	195 <b>Pt</b> platinum 78	197 <b>Au</b> gold 79	201 <b>Hg</b> mercury 80	204 <b>Tl</b> thallium 81	207 <b>Pb</b> lead 82	209 <b>Bi</b> bismuth 83	[209] <b>Po</b> polonium 84	[210] <b>At</b> astatine 85	[222] <b>Rn</b> radon 86										
[223] <b>Fr</b> francium 87	[226] <b>Ra</b> radium 88	[227] <b>Ac*</b> actinium 89	[261] <b>Rf</b> rutherfordium 104	[262] <b>Db</b> dubnium 105	[266] <b>Sg</b> seaborgium 106	[264] <b>Bh</b> bohrium 107	[277] <b>Hs</b> hassium 108	[268] <b>Mt</b> meitnerium 109	[271] <b>Ds</b> darmstadtium 110	[272] <b>Rg</b> roentgenium 111	Elements with atomic numbers 112-116 have been reported but not fully authenticated																

\* The lanthanoids (atomic numbers 58-71) and the actinoids (atomic numbers 90-103) have been omitted.

The relative atomic masses of copper and chlorine have not been rounded to the nearest whole number.