

**ADVANCED GCE**  
**MATHEMATICS (MEI)**  
Methods for Advanced Mathematics (C3)

**4753/01**

Candidates answer on the Answer Booklet

**OCR Supplied Materials:**

- 8 page Answer Booklet
- MEI Examination Formulae and Tables (MF2)

**Other Materials Required:**

- Scientific or graphical calculator

**Friday 11 June 2010**  
**Morning**

**Duration:** 1 hour 30 minutes



**INSTRUCTIONS TO CANDIDATES**

- Write your name clearly in capital letters, your Centre Number and Candidate Number in the spaces provided on the Answer Booklet.
- Use black ink. Pencil may be used for graphs and diagrams only.
- Read each question carefully and make sure that you know what you have to do before starting your answer.
- Answer **all** the questions.
- Do **not** write in the bar codes.
- You are permitted to use a graphical calculator in this paper.
- Final answers should be given to a degree of accuracy appropriate to the context.

**INFORMATION FOR CANDIDATES**

- The number of marks is given in brackets [ ] at the end of each question or part question.
- You are advised that an answer may receive **no marks** unless you show sufficient detail of the working to indicate that a correct method is being used.
- The total number of marks for this paper is **72**.
- This document consists of **4** pages. Any blank pages are indicated.

## Section A (36 marks)

1 Evaluate  $\int_0^{\frac{1}{6}\pi} \cos 3x \, dx$ . [3]

2 Given that  $f(x) = |x|$  and  $g(x) = x + 1$ , sketch the graphs of the composite functions  $y = fg(x)$  and  $y = gf(x)$ , indicating clearly which is which. [4]

3 (i) Differentiate  $\sqrt{1 + 3x^2}$ . [3]

(ii) Hence show that the derivative of  $x\sqrt{1 + 3x^2}$  is  $\frac{1 + 6x^2}{\sqrt{1 + 3x^2}}$ . [4]

4 A piston can slide inside a tube which is closed at one end and encloses a quantity of gas (see Fig. 4).

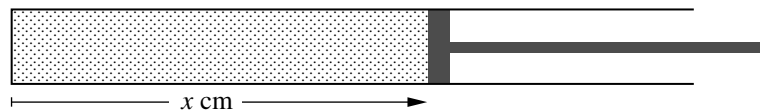


Fig. 4

The pressure of the gas in atmospheric units is given by  $p = \frac{100}{x}$ , where  $x$  cm is the distance of the piston from the closed end. At a certain moment,  $x = 50$ , and the piston is being pulled away from the closed end at 10 cm per minute. At what rate is the pressure changing at that time? [6]

5 Given that  $y^3 = xy - x^2$ , show that  $\frac{dy}{dx} = \frac{y - 2x}{3y^2 - x}$ .

Hence show that the curve  $y^3 = xy - x^2$  has a stationary point when  $x = \frac{1}{8}$ . [7]

6 The function  $f(x)$  is defined by

$$f(x) = 1 + 2 \sin 3x, \quad -\frac{\pi}{6} \leq x \leq \frac{\pi}{6}.$$

You are given that this function has an inverse,  $f^{-1}(x)$ .

Find  $f^{-1}(x)$  and its domain. [6]

7 State whether the following statements are true or false; if false, provide a counter-example.

(i) If  $a$  is rational and  $b$  is rational, then  $a + b$  is rational.

(ii) If  $a$  is rational and  $b$  is irrational, then  $a + b$  is irrational.

(iii) If  $a$  is irrational and  $b$  is irrational, then  $a + b$  is irrational. [3]

## Section B (36 marks)

- 8 Fig. 8 shows the curve  $y = 3 \ln x + x - x^2$ .

The curve crosses the  $x$ -axis at P and Q, and has a turning point at R. The  $x$ -coordinate of Q is approximately 2.05.

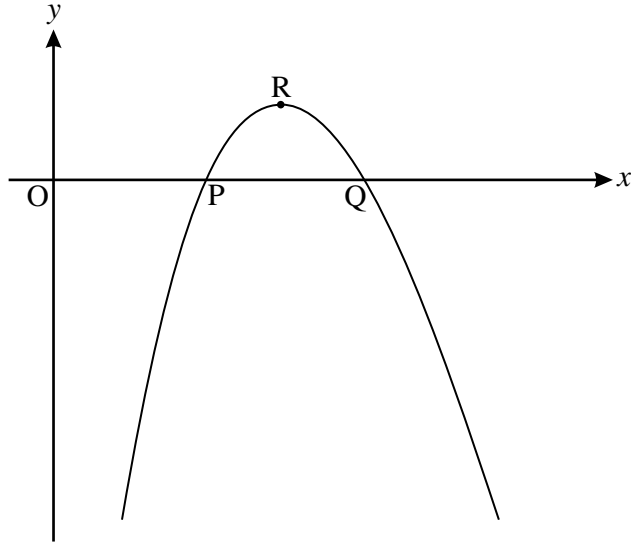


Fig. 8

- (i) Verify that the coordinates of P are (1, 0). [1]

- (ii) Find the coordinates of R, giving the  $y$ -coordinate correct to 3 significant figures.

Find  $\frac{d^2y}{dx^2}$ , and use this to verify that R is a maximum point. [9]

- (iii) Find  $\int \ln x \, dx$ .

Hence calculate the area of the region enclosed by the curve and the  $x$ -axis between P and Q, giving your answer to 2 significant figures. [7]

[Question 9 is printed overleaf.]

- 9 Fig. 9 shows the curve  $y = f(x)$ , where  $f(x) = \frac{e^{2x}}{1 + e^{2x}}$ . The curve crosses the  $y$ -axis at P.

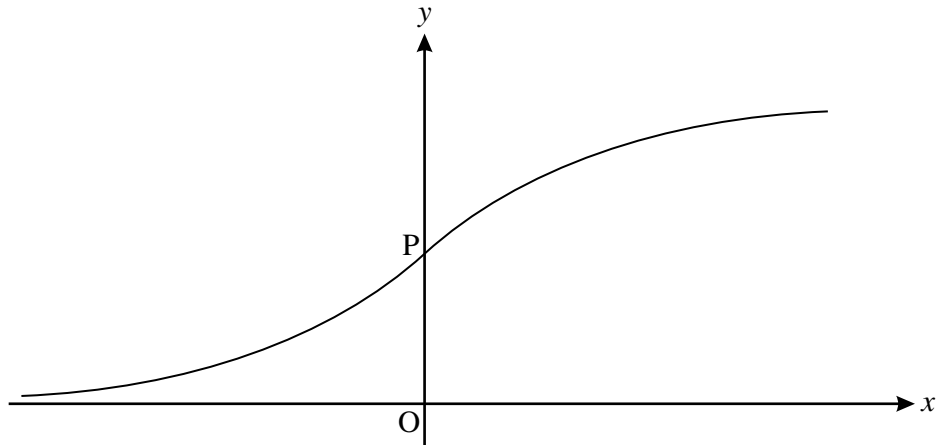


Fig. 9

- (i) Find the coordinates of P. [1]

- (ii) Find  $\frac{dy}{dx}$ , simplifying your answer.

Hence calculate the gradient of the curve at P. [4]

- (iii) Show that the area of the region enclosed by  $y = f(x)$ , the  $x$ -axis, the  $y$ -axis and the line  $x = 1$  is  $\frac{1}{2} \ln\left(\frac{1 + e^2}{2}\right)$ . [5]

The function  $g(x)$  is defined by  $g(x) = \frac{1}{2} \left( \frac{e^x - e^{-x}}{e^x + e^{-x}} \right)$ .

- (iv) Prove algebraically that  $g(x)$  is an odd function.

Interpret this result graphically. [3]

- (v) (A) Show that  $g(x) + \frac{1}{2} = f(x)$ .

(B) Describe the transformation which maps the curve  $y = g(x)$  onto the curve  $y = f(x)$ .

(C) What can you conclude about the symmetry of the curve  $y = f(x)$ ? [6]

**Copyright Information**

OCR is committed to seeking permission to reproduce all third-party content that it uses in its assessment materials. OCR has attempted to identify and contact all copyright holders whose work is used in this paper. To avoid the issue of disclosure of answer-related information to candidates, all copyright acknowledgements are reproduced in the OCR Copyright Acknowledgements Booklet. This is produced for each series of examinations, is given to all schools that receive assessment material and is freely available to download from our public website ([www.ocr.org.uk](http://www.ocr.org.uk)) after the live examination series.

If OCR has unwittingly failed to correctly acknowledge or clear any third-party content in this assessment material, OCR will be happy to correct its mistake at the earliest possible opportunity.

For queries or further information please contact the Copyright Team, First Floor, 9 Hills Road, Cambridge CB2 1GE.

OCR is part of the Cambridge Assessment Group; Cambridge Assessment is the brand name of University of Cambridge Local Examinations Syndicate (UCLES), which is itself a department of the University of Cambridge.