

A-level
CHEMISTRY
7405/3

Paper 3

Mark scheme

June 2021

Version: 1.0 Final



Mark schemes are prepared by the Lead Assessment Writer and considered, together with the relevant questions, by a panel of subject teachers. This mark scheme includes any amendments made at the standardisation events which all associates participate in and is the scheme which was used by them in this examination. The standardisation process ensures that the mark scheme covers the students' responses to questions and that every associate understands and applies it in the same correct way. As preparation for standardisation each associate analyses a number of students' scripts. Alternative answers not already covered by the mark scheme are discussed and legislated for. If, after the standardisation process, associates encounter unusual answers which have not been raised they are required to refer these to the Lead Examiner.

It must be stressed that a mark scheme is a working document, in many cases further developed and expanded on the basis of students' reactions to a particular paper. Assumptions about future mark schemes on the basis of one year's document should be avoided; whilst the guiding principles of assessment remain constant, details will change, depending on the content of a particular examination paper.

Further copies of this mark scheme are available from aqa.org.uk

Copyright information

AQA retains the copyright on all its publications. However, registered schools/colleges for AQA are permitted to copy material from this booklet for their own internal use, with the following important exception: AQA cannot give permission to schools/colleges to photocopy any material that is acknowledged to a third party even for internal use within the centre.

Copyright © 2021 AQA and its licensors. All rights reserved.

AS and A-Level Chemistry

Mark Scheme Instructions for Examiners

1. General

The mark scheme for each question shows:

- the marks available for each part of the question
- the total marks available for the question
- the typical answer or answers which are expected
- extra information to help the examiner make his or her judgement and help to delineate what is acceptable or not worthy of credit or, in discursive answers, to give an overview of the area in which a mark or marks may be awarded.

The extra information in the 'Comments' column is aligned to the appropriate answer in the left-hand part of the mark scheme and should only be applied to that item in the mark scheme.

You should mark according to the contents of the mark scheme. If you are in any doubt about applying the mark scheme to a particular response, consult your Team Leader.

At the beginning of a part of a question a reminder may be given, for example: where consequential marking needs to be considered in a calculation; or the answer may be on the diagram or at a different place on the script.

In general the right-hand side of the mark scheme is there to provide those extra details which might confuse the main part of the mark scheme yet may be helpful in ensuring that marking is straightforward and consistent.

The use of M1, M2, M3 etc in the right-hand column refers to the marking points in the order in which they appear in the mark scheme. So, M1 refers to the first marking point, M2 the second marking point etc.

2. Emboldening

- 2.1** In a list of acceptable answers where more than one mark is available 'any **two** from' is used, with the number of marks emboldened. Each of the following bullet points is a potential mark.
- 2.2** A bold **and** is used to indicate that both parts of the answer are required to award the mark.
- 2.3** Alternative answers acceptable for a mark are indicated by the use of **OR**. Different terms in the mark scheme are shown by a / ; eg allow smooth / free movement.

3. Marking points

3.1 Marking of lists

This applies to questions requiring a set number of responses, but for which students have provided extra responses. The general 'List' principle to be followed in such a situation is that 'right + wrong = wrong'.

Each error / contradiction negates each correct response. So, if the number of error / contradictions equals or exceeds the number of marks available for the question, no marks can be awarded.

However, responses considered to be neutral (often prefaced by 'Ignore' in the mark scheme) are not penalised.

For example, in a question requiring 2 answers for 2 marks:

Correct answers	Incorrect answers (i.e. incorrect rather than neutral)	Mark (2)	Comment
1	0	1	
1	1	1	They have not exceeded the maximum number of responses so there is no penalty.
1	2	0	They have exceeded the maximum number of responses so the extra incorrect response cancels the correct one.
2	0	2	
2	1	1	
2	2	0	
3	0	2	The maximum mark is 2
3	1	1	The incorrect response cancels out one of the two correct responses that gained credit.
3	2	0	Two incorrect responses cancel out the two marks gained.
3	3	0	

3.2 Marking procedure for calculations

Full marks should be awarded for a correct numerical answer, without any working shown, unless the question states ‘Show your working’ or ‘justify your answer’. In this case, the mark scheme will clearly indicate what is required to gain full credit.

If an answer to a calculation is incorrect and working is shown, process mark(s) can usually be gained by correct substitution / working and this is shown in the ‘Comments’ column or by each stage of a longer calculation.

3.3 Errors carried forward, consequential marking and arithmetic errors

Allowances for errors carried forward are most likely to be restricted to calculation questions and should be shown by the abbreviation ECF or consequential in the marking scheme.

An arithmetic error should be penalised for one mark only unless otherwise amplified in the marking scheme. Arithmetic errors may arise from a slip in a calculation or from an incorrect transfer of a numerical value from data given in a question.

3.4 Equations

In questions requiring students to write equations, state symbols are generally ignored unless otherwise stated in the ‘Comments’ column.

Examiners should also credit correct equations using multiples and fractions unless otherwise stated in the ‘Comments’ column.

3.5 Oxidation states

In general, the sign for an oxidation state will be assumed to be positive unless specifically shown to be negative.

3.6 Interpretation of 'it'

Answers using the word 'it' should be given credit only if it is clear that the 'it' refers to the correct subject.

3.7 Phonetic spelling

The phonetic spelling of correct scientific terminology should be credited **unless** there is a possible confusion with another technical term or if the question requires correct IUPAC nomenclature.

3.8 Brackets

(.....) are used to indicate information which is not essential for the mark to be awarded but is included to help the examiner identify the sense of the answer required.

3.9 Ignore / Insufficient / Do not allow

Ignore or insufficient is used when the information given is irrelevant to the question or not enough to gain the marking point. Any further correct amplification could gain the marking point.

Do **not** allow means that this is a wrong answer which, even if the correct answer is given, will still mean that the mark is not awarded.

3.10 Marking crossed out work

Crossed out work that **has not been** replaced should be marked as if it were not crossed out, if possible. Where crossed out work **has been** replaced, the replacement work and not the crossed out work should be marked.

3.11 Reagents

The command word "Identify", allows the student to choose to use **either** the name or the formula of a reagent in their answer. In some circumstances, the list principle may apply when both the name and the formula are used. Specific details will be given in mark schemes.

The guiding principle is that a reagent is a chemical which can be taken out of a bottle or container. Failure to identify complete reagents **will be penalised**, but follow-on marks (eg for a subsequent equation or observation) can be scored from an incorrect attempt (possibly an incomplete reagent) at the correct reagent. Specific details will be given in mark schemes.

For example, **no credit** would be given for

- the cyanide ion or CN^- when the reagent should be potassium cyanide or KCN;
- the hydroxide ion or OH^- when the reagent should be sodium hydroxide or NaOH;

- the $\text{Ag}(\text{NH}_3)_2^+$ ion when the reagent should be Tollens' reagent (or ammoniacal silver nitrate). In this example, no credit is given for the ion, but credit could be given for a correct observation following on from the use of the ion. Specific details will be given in mark schemes.

In the event that a student provides, for example, **both** KCN and cyanide ion, it would be usual to ignore the reference to the cyanide ion (because this is not contradictory) and credit the KCN. Specific details will be given in mark schemes.

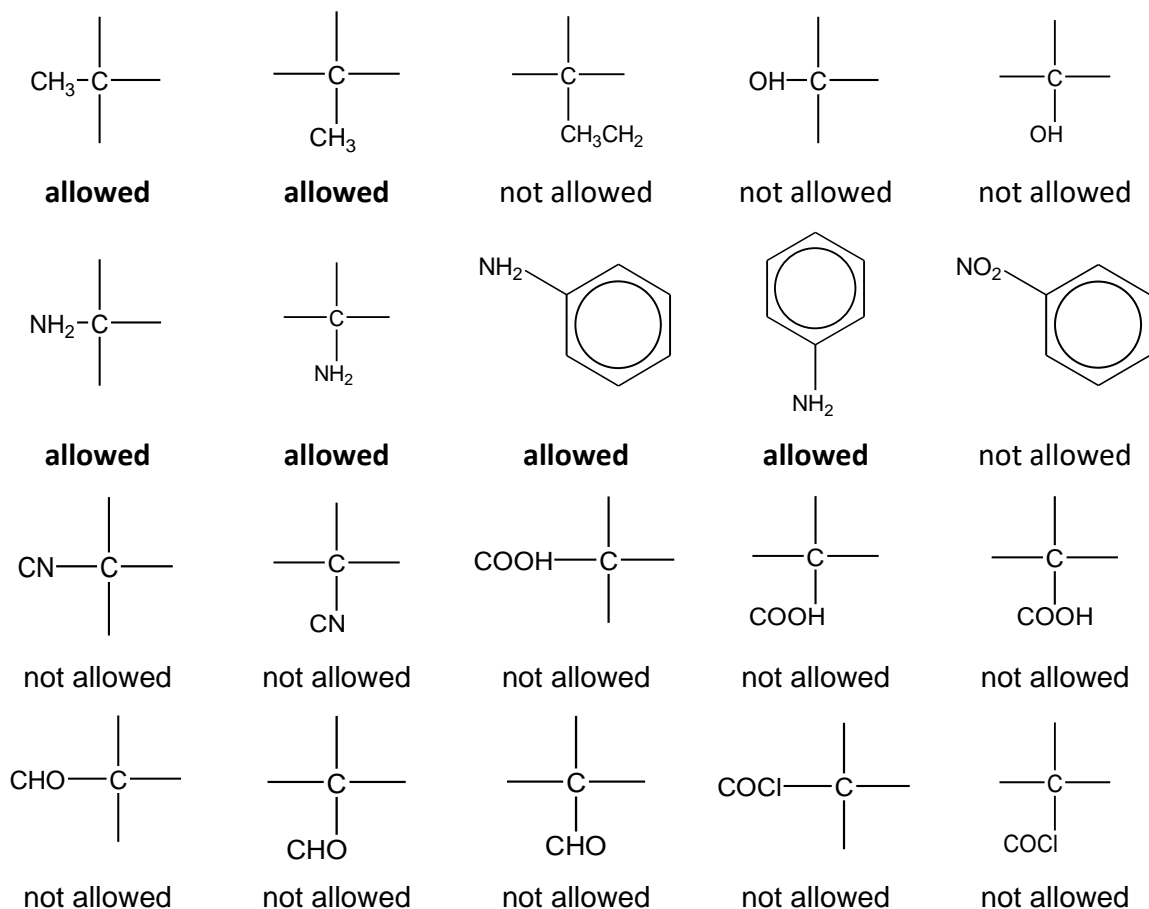
3.12 Organic structures

Where students are asked to draw organic structures, unless a specific type is required in the question and stated in the mark scheme, these may be given as displayed, structural or skeletal formulas or a combination of all three as long as the result is unambiguous.

In general

- Displayed formulae must show all of the bonds and all of the atoms in the molecule, but need not show correct bond angles.
- Skeletal formulae must show carbon atoms by an angle or suitable intersection in the skeleton chain. Functional groups must be shown and it is essential that all atoms other than C atoms are shown in these (except H atoms in the functional groups of aldehydes, secondary amines and N-substituted amides which do not need to be shown).
- Structures must not be ambiguous, eg 1-bromopropane should be shown as $\text{CH}_3\text{CH}_2\text{CH}_2\text{Br}$ and not as the molecular formula $\text{C}_3\text{H}_7\text{Br}$ which could also represent the isomeric 2-bromopropane.
- Bonds should be drawn correctly between the relevant atoms. This principle applies in all cases where the attached functional group contains a carbon atom, eg nitrile, carboxylic acid, aldehyde and acid chloride. The carbon-carbon bond should be clearly shown. Wrongly bonded atoms will be penalised **on every occasion**. (see the examples below)
- The same principle should also be applied to the structure of alcohols. For example, if students show the alcohol functional group as C – HO, they should be penalised **on every occasion**.
- Latitude should be given to the representation of C – C bonds in alkyl groups, given that CH_3- is considered to be interchangeable with $\text{H}_3\text{C}-$ even though the latter would be preferred.
- Similar latitude should be given to the representation of amines where NH_2- C will be allowed, although $\text{H}_2\text{N}-$ C would be preferred.
- Poor presentation of vertical C – CH_3 bonds or vertical C – NH_2 bonds should **not** be penalised. For other functional groups, such as – OH and – CN, the limit of tolerance is the half-way position between the vertical bond and the relevant atoms in the attached group.

By way of illustration, the following would apply.



- Representation of CH_2 by C-H_2 will be penalised
- Some examples are given here of **structures** for specific compounds that should **not** gain credit (but, exceptions may be made in the context of balancing equations)

CH_3COH for ethanal

$\text{CH}_3\text{CH}_2\text{HO}$ for ethanol

OHCH_2CH_3 for ethanol

$\text{C}_2\text{H}_6\text{O}$ for ethanol

CH_2CH_2 for ethene

$\text{CH}_2.\text{CH}_2$ for ethene

$\text{CH}_2:\text{CH}_2$ for ethene

- Each of the following **should gain credit** as alternatives to correct representations of the structures.

$\text{CH}_2 = \text{CH}_2$ for ethene, $\text{H}_2\text{C}=\text{CH}_2$

$\text{CH}_3\text{CHOHCH}_3$ for propan-2-ol, $\text{CH}_3\text{CH}(\text{OH})\text{CH}_3$

- In most cases, the use of “sticks” to represent C – H bonds in a structure should **not** be penalised. The exceptions to this when “sticks” will be penalised include
 - structures in mechanisms where the C – H bond is essential (e.g. elimination reactions in halogenoalkanes and alcohols)
 - when a displayed formula is required
 - when a skeletal structure is required or has been drawn by the candidate

3.13 Organic names

As a general principle, non-IUPAC names or incorrect spelling or incomplete names should **not** gain credit. Some illustrations are given here.

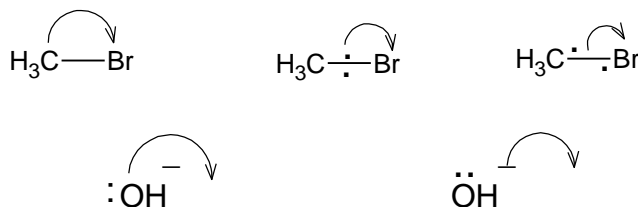
Unnecessary but not wrong numbers will **not** be penalised such as the number ‘2’ in 2-methylpropane or the number ‘1’ in 2-chlorobutan-1-oic acid.

but-2-ol	should be butan-2-ol
2-hydroxybutane	should be butan-2-ol
butane-2-ol	should be butan-2-ol
2-butanol	should be butan-2-ol
ethan-1,2-diol	should be ethane-1,2-diol
2-methpropan-2-ol	should be 2-methylpropan-2-ol
2-methylbutan-3-ol	should be 3-methylbutan-2-ol
3-methylpentan	should be 3-methylpentane
3-mythylpentane	should be 3-methylpentane
3-methypentane	should be 3-methylpentane
propanitrile	should be propanenitrile
aminethane	should be ethylamine (although aminoethane can gain credit)
2-methyl-3-bromobutane	should be 2-bromo-3-methylbutane
3-bromo-2-methylbutane	should be 2-bromo-3-methylbutane
3-methyl-2-bromobutane	should be 2-bromo-3-methylbutane
2-methylbut-3-ene	should be 3-methylbut-1-ene
difluorodichloromethane	should be dichlorodifluoromethane

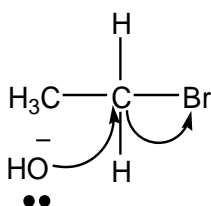
3.14 Organic reaction mechanisms

Curly arrows should originate either from a lone pair of electrons or from a bond.

The following representations should not gain credit and will be penalised each time within a clip.



For example, the following would score zero marks



When the curly arrow is showing the formation of a bond to an atom, the arrow can go directly to the relevant atom, alongside the relevant atom or **more than half-way** towards the relevant atom.

In free-radical substitution

- the absence of a radical dot should be penalised **once only** within a clip.
- the use of half-headed arrows is not required, but the use of double-headed arrows or the incorrect use of half-headed arrows in free-radical mechanisms should be penalised **once only** within a clip

The correct use of skeletal formulae in mechanisms is acceptable, but where a C-H bond breaks, both the bond and the H must be drawn to gain credit.

3.15 Extended responses

For questions marked using a 'Levels of Response' mark scheme:

Level of response mark schemes are broken down into three levels, each of which has a descriptor. Each descriptor contains two statements. The first statement is the Chemistry content statement and the second statement is the communication statement.

Determining a level

Start at the lowest level of the mark scheme and use it as a ladder to see whether the answer meets the Chemistry content descriptor for that level. The descriptor for the level indicates the qualities that might be seen in the student's answer for that level. If it meets the lowest level, then go to the next one and decide if it meets this level, and so on, until you have a match between the level descriptor and the answer.

When assigning a level you should look at the overall quality of the answer and not look to pick holes in small and specific parts of the answer where the student has not performed quite as well as the rest. If the answer covers different aspects of different levels of the mark scheme you should use a best fit approach for defining the level.

Once the level has been decided, the mark within the level is determined by the communication statement:

- If the answer completely matches the communication descriptor, award the higher mark within the level.
- If the answer does not completely match the communication descriptor, award the lower mark within the level.

The exemplar materials used during standardisation will help you to determine the appropriate level. There will be an exemplar in the standardising materials which will correspond with each level of the mark scheme and for each mark within each level. This answer will have been awarded a mark by the Lead Examiner. You can compare the student's answer with the exemplar to determine if it is the same standard, better or worse than the example. You can then use this to allocate a mark for the answer based on the Lead Examiner's mark on the exemplar.

You may well need to read back through the answer as you apply the mark scheme to clarify points and assure yourself that the level and the mark are appropriate.

Indicative content in the mark scheme is provided as a guide for examiners. It is not intended to be exhaustive and you must credit other chemically valid points. Students may not have to cover all of the points mentioned in the indicative content to reach the highest level of the mark scheme. The mark scheme will state how much chemical content is required for the highest level.

An answer which contains nothing of relevance to the question must be awarded no marks.

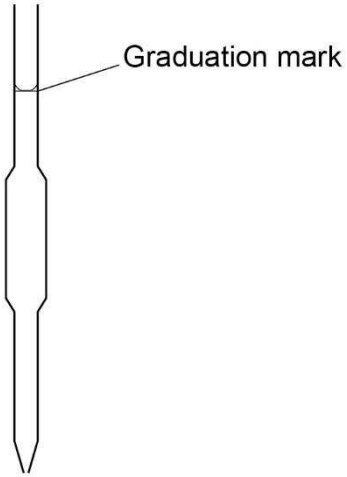
For other extended response answers:

Where a mark scheme includes linkage words (such as 'therefore', 'so', 'because' etc), these are optional. However, a student's marks for the question may be limited if they do not demonstrate the ability to construct and develop a sustained line of reasoning which is coherent, relevant, substantiated and logically structured. In particular answers in the form of bullet pointed lists may not be awarded full marks if there is no indication of logical flow between each point or if points are in an illogical order. The mark schemes for some questions state that the maximum mark available for an extended response answer is limited if the answer is not coherent, relevant, substantiated and logically structured. During the standardisation process, the Lead Examiner will provide marked exemplar material to demonstrate answers which have not met these criteria. You should use these exemplars as a comparison when marking student answer.

Question	Answers	Additional comments/Guidelines	Mark
1.1	$\begin{array}{ccccccc} & \text{O} & & \text{O} & & & \\ & & & & & & \\ - & \text{C} & - & \text{C} & - & \text{O} & - \text{CH}_2 - \text{CH}_2 - \text{CH}_2 - \text{O} - \end{array}$ <p>M1 ester link including C–O–C M2 rest of structure including trailing bonds</p>	<p>ignore brackets and ‘n’ allow (CH₂)₃ –O– at either end but not both</p> <p>not M2 if more than one repeating unit allow for one mark –OCCOOCH₂CH₂CH₂– as long as trailing bonds included</p>	<p>1 1</p>

Question	Answers	Additional comments/Guidelines	Mark
1.2	<p>polyesters: C=O/C–O OR polar bonds / chain AND polyalkenes: (only) C–C OR non-polar bonds / chain</p> <p>(polyesters) susceptible to nucleophilic attack / can be hydrolysed</p>	<p>not just ‘polyesters are polar’ not M1 if C=C mentioned</p>	<p>1 1</p>

Question	Answers	Additional comments/Guidelines	Mark
1.3	<p>M1 amount of Na₂C₂O₄ = $\frac{0.162}{134.0} = 0.00121$ mol M2 stoichiometry ($\frac{2}{5}$) (4.84 x 10⁻⁴) M3 scaling (÷10) = 0.00121 x $\frac{2}{5}$ ÷ 10 = 4.84 x 10⁻⁵ mol M4 concentration of MnO₄⁻ = $\frac{4.84 \times 10^{-5}}{\frac{23.85}{1000}} = 0.00203$ mol dm⁻³</p>	<p>M1 x $\frac{2}{5}$ M2 ÷ 10 (conc/40)</p> <p>M3 x $\frac{1000}{23.85}$ Min 2 sig figs</p>	<p>1 1 1 1</p>

Question	Answers	Additional comments/Guidelines	Mark
1.4		Meniscus <u>curved</u> with the bottom of the curve on the horizontal line	1

Question	Answers	Additional comments/Guidelines	Mark
1.5	(burette) fill below/at eye level	ignore make sure tap closed / funnel / gloves	1
	(solution) wear gloves	allow wash/rinse hands after any spillage not fume cupboard ignore lab coat / stir carefully	1

Question	Answers	Additional comments/Guidelines	Mark
1.6	colourless to pink/pale purple	not just purple not 'clear' for 'colourless'	1

Question	Answers	Additional comments/Guidelines	Mark
1.7	remove funnel		1
	ensure jet is filled / no (air) bubbles	allow open tap to fill space below tap	1

Question	Answers	Additional comments/Guidelines	Mark	
1.8	This question is marked using Levels of Response. Refer to the Mark Scheme Instructions for Examiners for guidance.		Stage 1 - ΔH 1a ΔH negligible 1b make & break same number of bonds 1c make & break same type of bonds / bonds have similar enthalpies Stage 2 - ΔS 2a increase in entropy 2b increase in particles in solution / from 4 to 7 particles (ecf from incorrect equation showing increase in no. of moles) Stage 3 - ΔG 3a $\Delta G = \Delta H - T\Delta S$ 3b ΔG negative (for forward reaction) 3c correct discussion of why ΔG is negative based on ΔH and $T\Delta S$	6
	Level 3 5-6 marks	All stages are covered and each stage is generally correct and virtually complete. Answer is communicated coherently and shows a logical progression from Stage 1 to Stages 2 and 3 Covers at least 2 point for stage 1, 1 for stage 2 and 2 for stage 3. If given equation must show correct stoichiometry for six marks		
	Level 2 3-4 marks	All stages are covered but stage(s) may be incomplete or may contain inaccuracies OR two stages are covered and are generally correct and virtually complete. Answer is communicated mainly coherently and shows a logical progression from Stage 1 to Stages 2 and 3.		
	Level 1 1-2 marks	Two stages are covered but stage(s) may be incomplete or may contain inaccuracies OR only one stage is covered but is generally correct and virtually complete. Answer includes isolated statements but these are not presented in a logical order.		
	0 mark	Insufficient correct chemistry to gain a mark.		

Question	Answers	Additional comments/Guidelines	Mark
2.1	M1 $\frac{27}{80} = 0.34$	M1 some relevant working is needed to arrive at 0.325 - 0.35 no ECF based on M1	1
	M2 glycine		1

Question	Answers	Additional comments/Guidelines	Mark
2.2	use uv lamp or ninhydrin	allow developing / locating agent / iodine	1

Question	Answers	Additional comments/Guidelines	Mark
2.3	each amino acid has different (relative) affinity/attraction to/solubility in stationary and mobile phases	allow reference to different solubility in solvent OR different affinity for stationary phase	1

Question	Answers	Additional comments/Guidelines	Mark
3.1	filter / decant dissolve in minimum vol of hot solvent cool / leave (to crystallise) AND filter (under reduced pressure) Wash with cold solvent/water, and dry (with method)	allow small volume allow to make saturated solution not warm Ignore hot filtration	1 1 1 1 1

Question	Answers	Additional comments/Guidelines	Mark
3.2	M1 toxic / poisonous M2 HCN weak / [CN ⁻] too low ORA	allow can produce toxic fumes/gas / corrosive allow KCN dissociates to provide CN ⁻ /nucleophile allow KCN dissociates better/more than HCN	1 1

Question	Answers	Additional comments/Guidelines	Mark
3.3	<p>M1 cyanide ion with lone pair on C and negative charge and curly arrow from lone pair to C of C=O M2 Curly arrow from = to O M3 intermediate anion M4 curly arrow from lone pair on O to H⁺</p>	not if K-CN bond shown breaking not if dipole incorrect new bond must be to C of CN allow curly arrow to H of HCN	1 1 1 1

Question	Answers	Additional comments/Guidelines	Mark
4.1	M1 $2\text{H}_2\text{SO}_4 + 2\text{NaBr} \rightarrow \text{Na}_2\text{SO}_4 + \text{SO}_2 + \text{Br}_2 + 2\text{H}_2\text{O}$	allow ionic and equation forming NaHSO_4 $3\text{H}_2\text{SO}_4 + 2\text{NaBr} \rightarrow 2\text{NaHSO}_4 + \text{SO}_2 + \text{Br}_2 + 2\text{H}_2\text{O}$ $2\text{H}^+ + 2\text{Br}^- + \text{H}_2\text{SO}_4 \rightarrow \text{SO}_2 + \text{Br}_2 + 2\text{H}_2\text{O}$ not equation from HBr unless formation of HBr shown in separate equation	1
	M2 orange/brown fumes/solution	not liquid / yellow solid / bad eggs smell / white ppt ignore choking gas/fumes / steamy/white fumes	1

Question	Answers	Additional comments/Guidelines	Mark
4.2	HNO_3 removes (hydroxide/carbonate) ions that may give other ppts with AgNO_3		1
	AgNO_3 produces ppts with chloride/iodide/halide	not chlorine/iodine/halogen	1
	$\text{Ag}^+(\text{aq}) + \text{Cl}^-(\text{aq}) \rightarrow \text{AgCl}(\text{s})$ OR $\text{Ag}^+(\text{aq}) + \text{I}^-(\text{aq}) \rightarrow \text{AgI}(\text{s})$	allow $\text{Ag}^+(\text{aq}) + \text{X}^-(\text{aq}) \rightarrow \text{AgX}(\text{s})$ state symbols not required but not if wrong	1
	NH_3 dissolves AgCl (leaving yellow AgI)	allow chloride/iodide salt/ppt	1
	$\text{AgCl}(\text{s}) + 2\text{NH}_3(\text{aq}) \rightarrow \text{Ag}(\text{NH}_3)_2^+(\text{aq}) + \text{Cl}^-(\text{aq})$	allow with $\text{Ag}^+(\text{aq})$	1

Question	Answers	Additional comments/Guidelines	Mark
5	$K_a = 10^{-3.75} = 1.78 \times 10^{-4} \text{ mol dm}^{-3}$	$\text{pH} = \text{p}K_a - \log \frac{[\text{HCOOH}]}{[\text{HCOO}^-]}$	1
	$[\text{H}^+] = 10^{-4.05} = 8.91 \times 10^{-5} \text{ mol dm}^{-3}$	$\log \frac{[\text{HCOOH}]}{[\text{HCOO}^-]} = \text{p}K_a - \text{pH} = 3.75 - 4.05 = -0.30$	1
	$[\text{Salt}] = \frac{1.78 \times 10^{-4} \times 0.100}{8.91 \times 10^{-5}} = 0.200$	$\frac{[\text{HCOOH}]}{[\text{HCOO}^-]} = 10^{-0.30} = 0.50$ (and $[\text{HCOOH}] = 0.1$)	1
	amount = vol x conc = $0.200 \times 25/1000 = 0.00500 \text{ mol}$ OR amount acid = 0.0025 mol so amount salt = 0.005 mol	(so $[\text{HCOO}^-] = 0.200 \text{ mol dm}^{-3}$) amount = vol x conc = $0.200 \times 25/1000 = 0.00500 \text{ mol}$	1
	mass = amount x $M_r = 0.00500 \times 68.0 = 0.339 / 0.34 \text{ g}$	mass = amount x $M_r = 0.00500 \times 68.0 = 0.339 \text{ g}$	1

Question	Answers	Additional comments/Guidelines	Mark
6.1	M1 flask not clamped	allow <u>only</u> the condenser is clamped	1
	M2 sealed system / bung in condenser	allow explanation of effect of bung being there e.g. pressure build up not reference to incorrect water direction	1

Question	Answers	Additional comments/Guidelines	Mark
6.2	sulfuric acid needs adding	allow hydrochloric / nitric / phosphoric ignore conc/dil not just acid/H ⁺	1

Question	Answers	Additional comments/Guidelines	Mark
6.3	M1 direction of water flow through condenser	allow reference to water direction from answer to 6.1 allow references to safety issue(s) if not given in 6.1	1
	M2 thermometer not needed	ignore reference to position of thermometer	1

Question	Answers	Additional comments/Guidelines	Mark
6.4	to prevent 'bumping'	allow prevent large bubbles / ensure small bubbles not increases rate	1

Question	Answers	Additional comments/Guidelines	Mark
6.5	M1 (fractional) distillation		1
	M2 $\frac{6.5}{60}$ mol propan-1-ol (= max $\frac{6.5}{60}$ mol propanoic acid) (0.108)	M2 $\frac{6.5}{60}$ mol propan-1-ol (= max $\frac{6.5}{60}$ mol propanoic acid)	1
	M3 $\frac{6.5 \times 74}{60} = 8.02$ g (i.e. M2 x 74)	M3 $\frac{3.25}{74}$ mol propanoic acid formed	1
	M4 $\frac{3.25 \times 100}{8.02} = 40.5$ %	M4 $\frac{3.25/74}{6.5/60} \times 100 = 40.5$ %	1

Question	Answers	Additional comments/Guidelines	Mark
6.6	M1 add sodium carbonate/hydrogencarbonate		1
	M2 effervescence / bubbles	not gives off (CO ₂) gas	1
	M3 no (visible) change/reaction	not nothing / no observation allow acidified sodium/potassium dichromate no visible change / stays orange orange to green allow named alcohol + sulfuric acid plus sweet smell and no change/reaction allow named carboxylic acid + sulfuric acid plus no change/reaction and sweet smell not pH measurement incorrect reagent = 0/3 incomplete reagent – mark on	1

Question	Marking Guidance	Mark	Comments
07	C	1	the ionisation of a molecule in a mass spectrometer
08	B	1	They form an octahedral cobalt(II) complex when aqueous cobalt(II) ions are reacted with an excess of chloride ions.
09	B	1	1.6×10^{-2}
10	C	1	Se^{2-}
11	B	1	Its ^{13}C NMR spectrum has 3 peaks.
12	D	1	They form giant structures.
13	B	1	SO_2
14	D	1	silicon dioxide
15	C	1	$\text{C}_6\text{H}_5\text{Cl}$
16	B	1	NH_3
17	B	1	It can form hydrogen bonds.
18	A	1	There is no reaction to form water because the molecules do not collide with sufficient energy.
19	A	1	There are no molecules with zero energy.
20	C	1	The rate of the reverse reaction increases.
21	D	1	$\text{CoO} + 4\text{HCl} \rightarrow [\text{CoCl}_4]^{2-} + \text{H}_2\text{O} + 2\text{H}^+$

22	B	1	graphite
23	C	1	$\text{CHBr}=\text{CHBr}$
24	A	1	Kevlar
25	B	1	ethanol
26	C	1	$\text{C}_6\text{H}_5\text{COCH}_3$
27	A	1	alcohols $\text{C}_n\text{H}_{2n+2}\text{O}$
28	D	1	ethanoyl chloride
29	C	1	1.47
30	B	1	$\text{CH}_3\text{CH}_2\text{CN}$
31	D	1	$(\text{CH}_3\text{CO})_2\text{O}$
32	C	1	$[(\text{C}_2\text{H}_5)_2\text{N}(\text{CH}_3)_2]^+ \text{Br}^-$
33	D	1	$\begin{array}{ccccccccccc} & \text{O} & & \text{O} & & & & & & & & \\ & & & & & & & & & & & \\ - & \text{C} & - & \text{CH}_2 & - & \text{C} & - & \text{N} & - & \text{CH}_2 & - & \text{CH}_2 & - & \text{N} & - \\ & & & & & & & & & & & & & & \\ & & & & & & & \text{H} & & & & & & \text{H} & \end{array}$
34	A	1	poly(alkene)
35	D	1	$\begin{array}{c} \text{H}_3\text{N}^+ - \text{CH} - \text{COO}^- \\ \\ \text{H}_2\text{C} - \text{SH} \end{array}$
36	C	1	Base 1 cytosine Base 2 guanine