

Please check the examination details below before entering your candidate information

Candidate surname

Other names

Pearson Edexcel
International GCSE (9–1)

Centre Number

--	--	--	--	--

Candidate Number

--	--	--	--	--

Thursday 16 May 2019

Morning (Time: 2 hours)

Paper Reference **4CH1/1CR 4SD0/1CR**

Chemistry

Unit: 4CH1

Science (Double Award) 4SD0

Paper: 1CR

You must have:

Calculator, ruler

Total Marks

--

Instructions

- Use **black** ink or ball-point pen.
- **Fill in the boxes** at the top of this page with your name, centre number and candidate number.
- Answer **all** questions.
- Answer the questions in the spaces provided
– *there may be more space than you need.*
- Show all the steps in any calculations and state the units.
- Some questions must be answered with a cross in a box ☒. If you change your mind about an answer, put a line through the box ~~☒~~ and then mark your new answer with a cross ☒.

Information

- The total mark for this paper is 110.
- The marks for **each** question are shown in brackets
– *use this as a guide as to how much time to spend on each question.*

Advice

- Read each question carefully before you start to answer it.
- Write your answers neatly and in good English.
- Try to answer every question.
- Check your answers if you have time at the end.

Turn over ►

P60252A

©2019 Pearson Education Ltd.

1/1/1/1/1/1/1/1/1/1/




Pearson

The Periodic Table of the Elements

1	2	3	4	5	6	7	0																																																																											
7 Li lithium 3	9 Be beryllium 4	23 Na sodium 11	24 Mg magnesium 12	39 K potassium 19	40 Ca calcium 20	85 Rb rubidium 37	88 Sr strontium 38	133 Cs caesium 55	137 Ba barium 56	139 La* lanthanum 57	178 Hf hafnium 72	181 Ta tantalum 73	184 W tungsten 74	186 Re rhenium 75	190 Os osmium 76	192 Ir iridium 77	195 Pt platinum 78	197 Au gold 79	201 Hg mercury 80	204 Tl thallium 81	207 Pb lead 82	209 Bi bismuth 83	[209] Po polonium 84	[210] At astatine 85	[222] Rn radon 86	209 Fr francium 87	[226] Ra radium 88	[227] Ac* actinium 89	[261] Rf rutherfordium 104	[262] Db dubnium 105	[266] Sg seaborgium 106	[264] Bh bohrium 107	[277] Hs hassium 108	[268] Mt meitnerium 109	[271] Ds darmstadtium 110	[272] Rg roentgenium 111	101 Ru ruthenium 44	103 Rh rhodium 45	106 Pd palladium 46	108 Ag silver 47	112 Cd cadmium 48	115 In indium 49	119 Sn tin 50	122 Sb antimony 51	127 I iodine 53	128 Te tellurium 52	131 Xe xenon 54	131 Yt yttrium 39	139 Zr zirconium 40	146 Nb niobium 41	150 Mo molybdenum 42	158 Tc technetium 43	174 V vanadium 23	181 Cr chromium 24	182 Mn manganese 25	186 Fe iron 26	198 Co cobalt 27	201 Ni nickel 28	209 Cu copper 29	210 Zn zinc 30	222 Ga gallium 31	228 Ge germanium 32	233 As arsenic 33	244 Se selenium 34	254 Br bromine 35	264 Kr krypton 36	271 S sulfur 16	279 Cl chlorine 17	287 Ar argon 18	292 P phosphorus 15	299 Si silicon 14	307 N nitrogen 7	309 O oxygen 8	316 F fluorine 9	318 Ne neon 10	324 B boron 5	327 Al aluminium 13	331 C carbon 6	355 N nitrogen 7	355 O oxygen 8	364 F fluorine 9	369 He helium 2
<p>1 H hydrogen 1</p> <p>4 He helium 2</p> <p>20 Ne neon 10</p> <p>40 Ar argon 18</p> <p>84 Kr krypton 36</p> <p>131 Xe xenon 54</p> <p>[222] Rn radon 86</p> <p>209 Fr francium 87</p> <p>[226] Ra radium 88</p> <p>[227] Ac* actinium 89</p> <p>[261] Rf rutherfordium 104</p> <p>[262] Db dubnium 105</p> <p>[266] Sg seaborgium 106</p> <p>[264] Bh bohrium 107</p> <p>[277] Hs hassium 108</p> <p>[268] Mt meitnerium 109</p> <p>[271] Ds darmstadtium 110</p> <p>[272] Rg roentgenium 111</p> <p>Elements with atomic numbers 112-116 have been reported but not fully authenticated</p>																																																																																		

Key

relative atomic mass
atomic symbol
name
atomic (proton) number

* The lanthanoids (atomic numbers 58-71) and the actinoids (atomic numbers 90-103) have been omitted.

The relative atomic masses of copper and chlorine have not been rounded to the nearest whole number.

DO NOT WRITE IN THIS AREA

DO NOT WRITE IN THIS AREA

DO NOT WRITE IN THIS AREA

DO NOT WRITE IN THIS AREA

DO NOT WRITE IN THIS AREA

DO NOT WRITE IN THIS AREA



Answer ALL questions.

1 This question is about the three states of matter, solid, liquid and gas.

(a) Solids, liquids and gases can be changed from one state to another.

The box gives the names of some changes of state.

condensing	evaporation	melting	sublimation
------------	-------------	---------	-------------

Use words from the box to complete the sentences.

Each word may be used once, more than once or not at all.

(i) The change from solid to liquid is called (1)

(ii) The change from liquid to gas is called (1)

(iii) The change from solid to gas is called (1)

(b) Describe the arrangement and the movement of particles in a solid. (3)

.....

.....

.....

.....

.....

.....

(Total for Question 1 = 6 marks)

DO NOT WRITE IN THIS AREA

DO NOT WRITE IN THIS AREA

DO NOT WRITE IN THIS AREA

DO NOT WRITE IN THIS AREA

DO NOT WRITE IN THIS AREA

DO NOT WRITE IN THIS AREA



2 This question is about some elements in Group 1 of the Periodic Table.

(a) The table gives some statements about the reaction of potassium with water.

Place ticks (✓) in three boxes to show which three statements are correct.

(3)

Statement	
potassium reacts more vigorously than sodium when added to water	
potassium sinks to the bottom of the water	
bubbles of oxygen gas are produced	
a lilac flame is seen	
potassium moves around	
a solution of potassium oxide is formed	

(b) After the reaction of potassium with water is complete, a few drops of universal indicator are added to the solution formed. The universal indicator turns purple.

(i) Suggest a value for the pH of the solution.

(1)

(ii) Give the formula of the ion responsible for this pH value.

(1)

(c) Sodium burns in oxygen to produce sodium oxide.

Complete the equation for this reaction.

(1)



(Total for Question 2 = 6 marks)

DO NOT WRITE IN THIS AREA

DO NOT WRITE IN THIS AREA

DO NOT WRITE IN THIS AREA

DO NOT WRITE IN THIS AREA

DO NOT WRITE IN THIS AREA

DO NOT WRITE IN THIS AREA



3 A student uses paper chromatography to investigate the dyes in five different inks, V, W, X, Y and Z.

This is what she uses.

- a beaker
- a piece of chromatography paper with a pencil line drawn near the bottom of the paper
- a solvent
- inks V, W, X, Y and Z

(a) Describe how the student should set up and carry out her experiment.

You may draw a diagram to help with your answer.

(4)

.....

.....

.....

.....

.....

.....

.....

.....

.....

.....

.....

DO NOT WRITE IN THIS AREA

DO NOT WRITE IN THIS AREA

DO NOT WRITE IN THIS AREA

DO NOT WRITE IN THIS AREA

DO NOT WRITE IN THIS AREA

DO NOT WRITE IN THIS AREA



(b) Explain why the line on the paper is drawn in pencil rather than in ink.

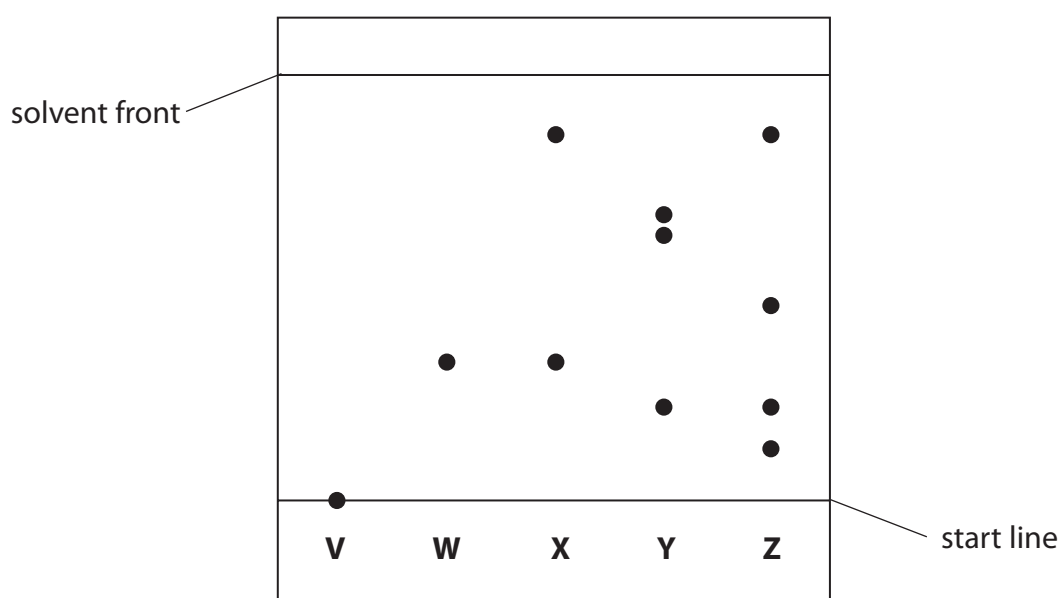
(2)

.....

.....

.....

(c) The chromatogram shows the results for inks V, W, X, Y and Z.



(i) Explain which ink contains a dye that is insoluble in the solvent.

(2)

.....

.....

(ii) Explain which two inks contain the dye that is likely to be the most soluble in the solvent.

(2)

.....

.....

DO NOT WRITE IN THIS AREA

DO NOT WRITE IN THIS AREA

DO NOT WRITE IN THIS AREA

DO NOT WRITE IN THIS AREA

DO NOT WRITE IN THIS AREA

DO NOT WRITE IN THIS AREA



(iii) Explain which two inks may contain only one dye.

(2)

(d) One dye in ink Y moves 4.3 cm when the solvent front moves 6.5 cm.

Calculate the R_f value for this dye.

Give your answer to 2 significant figures.

(3)

R_f value =

(Total for Question 3 = 15 marks)

DO NOT WRITE IN THIS AREA

DO NOT WRITE IN THIS AREA

DO NOT WRITE IN THIS AREA

DO NOT WRITE IN THIS AREA

DO NOT WRITE IN THIS AREA

DO NOT WRITE IN THIS AREA



4 This question is about hydrocarbons.

(a) State the meaning of the term **hydrocarbon**.

(2)

.....

.....

.....

.....

(b) One homologous series of hydrocarbons is the alkanes.

Pentane (C₅H₁₂) is an alkane.

(i) When pentane burns completely in oxygen, carbon dioxide and water are produced.

Give a chemical equation for this combustion reaction.

(2)

.....

(ii) Incomplete combustion can occur when the oxygen supply is limited.

Give the names of two products of the incomplete combustion of pentane.

(2)

1

2

(iii) One of the products of incomplete combustion is a poisonous gas.

State why this gas is poisonous to humans.

(1)

.....

.....

DO NOT WRITE IN THIS AREA

DO NOT WRITE IN THIS AREA

DO NOT WRITE IN THIS AREA

DO NOT WRITE IN THIS AREA

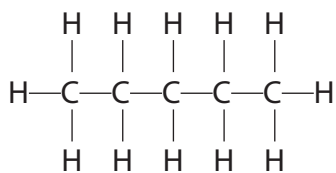
DO NOT WRITE IN THIS AREA

DO NOT WRITE IN THIS AREA



(iv) C₅H₁₂ has three isomers.

The displayed formula for one of these isomers is



Draw the displayed formulae of the other two isomers.

(2)

--	--

(c) Another homologous series of hydrocarbons is the alkenes.

Alkenes are unsaturated hydrocarbons.

(i) Give the general formula for the alkenes.

(1)

(ii) State the meaning of the term **unsaturated**.

(1)

(iii) Describe a test to show that a hydrocarbon is unsaturated.

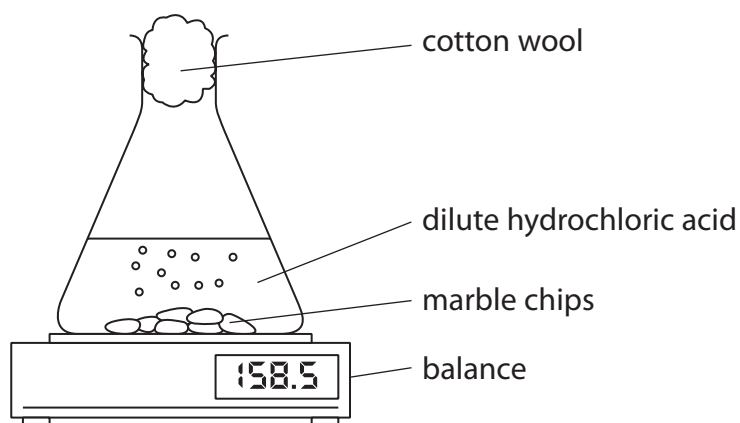
(2)

(Total for Question 4 = 13 marks)



P 6 0 2 5 2 A 0 9 2 4

- 5 A student uses this apparatus to investigate the rate of reaction between marble chips and dilute hydrochloric acid.



- (a) During the reaction, the reading on the balance decreases because mass is lost from the flask.

- (i) Explain how using the cotton wool increases the accuracy of this investigation. (2)

.....

.....

.....

.....

- (ii) Why is mass lost from the flask? (1)

- A acid particles are moving
- B gas is given off
- C heat energy is produced
- D marble chips are dissolving

DO NOT WRITE IN THIS AREA

DO NOT WRITE IN THIS AREA

DO NOT WRITE IN THIS AREA

DO NOT WRITE IN THIS AREA

DO NOT WRITE IN THIS AREA

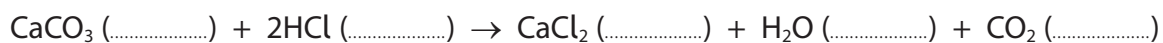
DO NOT WRITE IN THIS AREA



(b) This is the equation for the reaction between marble chips and dilute hydrochloric acid.

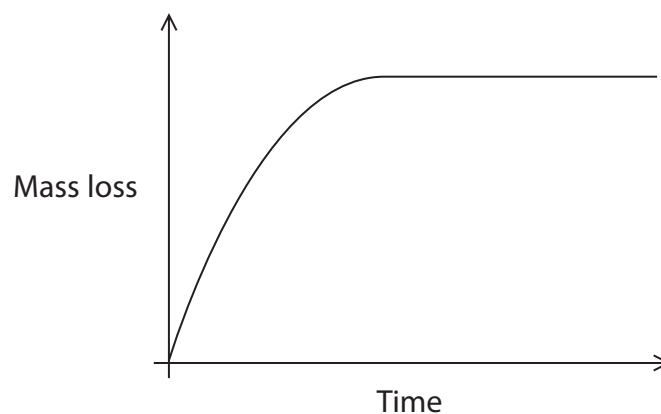
Complete the equation by adding the state symbols.

(2)



(c) The student uses large marble chips in the investigation.

This is a graph of his results.



The student repeats the experiment using the same total mass of smaller marble chips.

On the graph, draw the curve that would be obtained.

[assume the marble chips are in excess]

(2)



(d) The rate of this reaction can be altered by increasing the temperature or by increasing the concentration of the hydrochloric acid.

(i) Explain, using the particle collision theory, how increasing the concentration of the hydrochloric acid would affect the rate of this reaction.

(3)

.....

.....

.....

.....

.....

.....

(ii) Explain, using the particle collision theory, how increasing the temperature would affect the rate of this reaction.

(3)

.....

.....

.....

.....

.....

.....

(Total for Question 5 = 13 marks)

DO NOT WRITE IN THIS AREA

DO NOT WRITE IN THIS AREA

DO NOT WRITE IN THIS AREA

DO NOT WRITE IN THIS AREA

DO NOT WRITE IN THIS AREA

DO NOT WRITE IN THIS AREA



DO NOT WRITE IN THIS AREA

DO NOT WRITE IN THIS AREA

DO NOT WRITE IN THIS AREA

DO NOT WRITE IN THIS AREA

DO NOT WRITE IN THIS AREA

DO NOT WRITE IN THIS AREA

BLANK PAGE



6 Poly(chloroethene) is a polymer.

It is made from its monomer, chloroethene.

(a) Chloroethene has the percentage composition by mass

$$C = 38.4\% \quad H = 4.8\% \quad Cl = 56.8\%$$

Show, by calculation, that the empirical formula of chloroethene is C_2H_3Cl

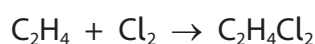
(3)

(b) The molecular formula of chloroethene is also C_2H_3Cl

Chloroethene can be prepared by a two-stage process.

In stage 1, ethene reacts with chlorine in the presence of an iron(III) chloride catalyst to form dichloroethane.

The reaction is exothermic.



(i) Give the formula of iron(III) chloride.

(1)

(ii) State the purpose of using a catalyst.

(1)

(iii) State the meaning of the term **exothermic**.

(1)

DO NOT WRITE IN THIS AREA

DO NOT WRITE IN THIS AREA

DO NOT WRITE IN THIS AREA

DO NOT WRITE IN THIS AREA

DO NOT WRITE IN THIS AREA

DO NOT WRITE IN THIS AREA



(iv) What type of reaction occurs in stage 1 between ethene and chlorine?

(1)

- A addition
- B displacement
- C neutralisation
- D substitution

(v) In stage 2, dichloroethane decomposes into chloroethene and hydrogen chloride.

Give a chemical equation for this reaction.

(1)

(c) (i) Draw the displayed formula of

- chloroethene
- the repeat unit of poly(chloroethene)

(3)

chloroethene	repeat unit of poly(chloroethene)
--------------	-----------------------------------

(ii) Draw a dot-and-cross diagram to represent a molecule of chloroethene.

Show only the outer electrons of each atom.

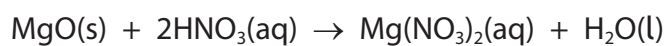
(2)

(Total for Question 6 = 13 marks)



7 A student makes some magnesium nitrate crystals from magnesium oxide and dilute nitric acid.

The equation for the reaction is



(a) (i) Give the formula of each ion in magnesium nitrate.

(2)

..... and

(ii) A student has a beaker containing dilute nitric acid.

Describe a method that she could use to prepare a pure, dry sample of magnesium nitrate crystals from magnesium oxide.

(6)

.....
.....
.....
.....
.....
.....
.....
.....
.....
.....
.....
.....
.....
.....
.....
.....
.....
.....
.....
.....
.....
.....
.....

DO NOT WRITE IN THIS AREA

DO NOT WRITE IN THIS AREA

DO NOT WRITE IN THIS AREA

DO NOT WRITE IN THIS AREA

DO NOT WRITE IN THIS AREA

DO NOT WRITE IN THIS AREA



(b) Magnesium nitrate crystals contain water of crystallisation with the formula $\text{Mg}(\text{NO}_3)_2 \cdot 6\text{H}_2\text{O}$

(i) Show by calculation that the relative formula mass of $\text{Mg}(\text{NO}_3)_2 \cdot 6\text{H}_2\text{O}$ is 256.

(1)

(ii) Show that the maximum mass of $\text{Mg}(\text{NO}_3)_2 \cdot 6\text{H}_2\text{O}$ that could be made from 0.050 mol of nitric acid is about 6 g.

(3)

(iii) The actual mass of crystals that the student obtains is 4.8 g.

Calculate the percentage yield of $\text{Mg}(\text{NO}_3)_2 \cdot 6\text{H}_2\text{O}$ in this experiment.

(2)

percentage yield = %

(Total for Question 7 = 14 marks)



8 A student investigates the neutralisation reaction between sodium hydroxide and nitric acid.

This is her method.

- pour 20 cm³ of sodium hydroxide solution into a polystyrene cup
- record the temperature of the sodium hydroxide solution
- add 5 cm³ of dilute nitric acid to the cup
- stir the mixture and record the highest temperature reached
- add further 5 cm³ portions of dilute nitric acid, recording the highest temperature reached each time, until a total of 40 cm³ of acid has been added

(a) (i) Give a word equation for this neutralisation reaction. (1)

(ii) Explain why a polystyrene cup is used rather than a beaker. (2)

(iii) Give a safety precaution that the student should take when using sodium hydroxide solution. (1)

(b) The table shows the student's results.

Total volume of acid in cm³	0	5	10	15	20	25	30	35	40
Temperature of reaction mixture in °C	20.5	22.5	24.4	26.4	28.5	28.3	27.5	26.7	26.0

DO NOT WRITE IN THIS AREA

DO NOT WRITE IN THIS AREA

DO NOT WRITE IN THIS AREA

DO NOT WRITE IN THIS AREA

DO NOT WRITE IN THIS AREA

DO NOT WRITE IN THIS AREA

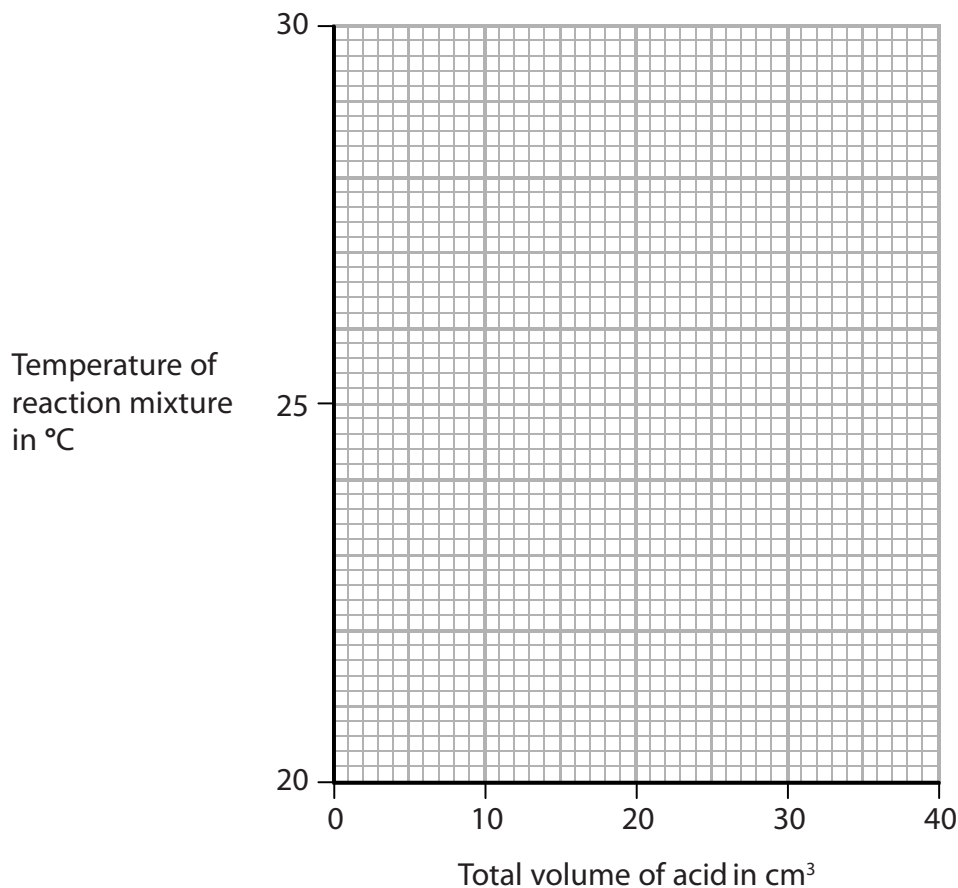


(i) Plot the results on the grid.

Draw a straight line of best fit through the first five points and another straight line of best fit through the last four points.

Make sure that the two lines cross.

(3)



(ii) The point where the lines cross shows

- the volume of acid needed to exactly neutralise the alkali
- the maximum temperature reached

Use your graph to determine these values.

(2)

volume of acid = cm³

maximum temperature = °C

(Total for Question 8 = 9 marks)



9 (a) Diamond is a naturally-occurring form of carbon.

It has a giant molecular structure.

Explain, with reference to its structure and bonding, why diamond has a high melting point. (3)

.....

.....

.....

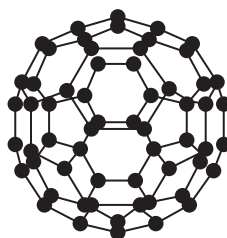
.....

.....

.....

(b) C₆₀ fullerene is another form of carbon.

The diagram shows a molecule of C₆₀ fullerene.



(i) Explain why C₆₀ fullerene has a much lower melting point than diamond. (2)

.....

.....

.....

(ii) C₆₀ fullerene is used by doctors when injecting medicines into their patients.

C₆₀ fullerene allows medicines, which might damage some parts of the body, to reach the part of the body where they are needed.

Suggest why C₆₀ fullerene is suitable for this purpose. (1)

.....

.....

.....

DO NOT WRITE IN THIS AREA

DO NOT WRITE IN THIS AREA

DO NOT WRITE IN THIS AREA

DO NOT WRITE IN THIS AREA


DO NOT WRITE IN THIS AREA

DO NOT WRITE IN THIS AREA



10 A student investigates the reaction between zinc and copper(II) sulfate solution.

The equation for the reaction is



This is his method.

- add exactly 25.0 cm³ of copper(II) sulfate solution to a polystyrene cup
- record the temperature of the solution
- add about 5 g of zinc powder (an excess) and stir the mixture
- record the highest temperature reached

(a) (i) Suggest why it is not important to add an exact mass of zinc powder.

(1)

.....

.....

(ii) State the colour change of the solution.

(2)

from to

(b) The table shows the student's results

volume of copper(II) sulfate solution in cm ³	25.0
initial temperature of copper(II) sulfate solution in °C	19.0
final temperature of solution in °C	31.5

(i) Show that the heat energy change (Q) is about 1300 J.
[for the solution, $c = 4.18 \text{ J/g}^\circ\text{C}$]

[mass of 1.00 cm³ of solution = 1.00 g]

(3)

DO NOT WRITE IN THIS AREA

DO NOT WRITE IN THIS AREA

DO NOT WRITE IN THIS AREA

DO NOT WRITE IN THIS AREA

DO NOT WRITE IN THIS AREA

DO NOT WRITE IN THIS AREA



- (ii) The mass of anhydrous copper(II) sulfate (CuSO_4) used to make 25.0 cm^3 of solution is 2.00 g .

Calculate the amount, in moles, of CuSO_4 in 2.00 g .

$[M_r \text{ of } \text{CuSO}_4 = 159.5]$

(1)

amount of $\text{CuSO}_4 = \dots\dots\dots \text{ mol}$

- (iii) Calculate the value of the enthalpy change (ΔH), in kilojoules per mole, for the reaction between zinc and copper(II) sulfate.

Include a sign in your answer.

(3)

$\Delta H = \dots\dots\dots \text{ kJ/mol}$

(Total for Question 10 = 10 marks)

TOTAL FOR PAPER = 110 MARKS



DO NOT WRITE IN THIS AREA

DO NOT WRITE IN THIS AREA

DO NOT WRITE IN THIS AREA

BLANK PAGE

