


Thursday 3 November 2022 – Morning

GCSE (9–1) Mathematics

J560/05 Paper 5 (Higher Tier)

Time allowed: 1 hour 30 minutes



You must have:

- the Formulae Sheet for Higher Tier (inside this document)

You can use:

- geometrical instruments
- tracing paper

Do not use:

- a calculator



Please write clearly in black ink. **Do not write in the barcodes.**

Centre number

--	--	--	--	--

Candidate number

--	--	--	--

First name(s) _____

Last name _____

INSTRUCTIONS

- Use black ink. You can use an HB pencil, but only for graphs and diagrams.
- Write your answer to each question in the space provided. If you need extra space use the lined pages at the end of this booklet. The question numbers must be clearly shown.
- Answer **all** the questions.
- Where appropriate, your answer should be supported with working. Marks might be given for using a correct method, even if your answer is wrong.

INFORMATION

- The total mark for this paper is **100**.
- The marks for each question are shown in brackets [].
- This document has **24** pages.

ADVICE

- Read each question carefully before you start your answer.



2

Answer **all** the questions.

- 1** Jamie was paid £14.00 per hour.
Jamie receives a pay increase of 20%.

Work out how much Jamie is now paid per hour.

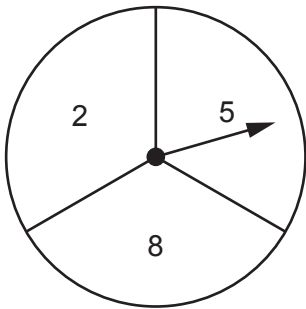
£ **[3]**

- 2** Find all the possible integer values that satisfy the inequality $-4 \leq x - 3 < 1$.

..... **[3]**

3

3 Azmi has a fair spinner numbered 2, 5 and 8.



Azmi spins the spinner twice and adds the two scores to get a total.

(a) Complete the table to show all of the possible totals.

		First spin		
		Total	2	5
Second spin	2	4	7	
	5	7	10	
	8		13	16

[1]

(b) Find the probability that the total is a square number.

(b) [2]

4 Layla and Jamal open a box of sweets.
Layla and Jamal share all of the sweets in the ratio 2 : 3.

(a) Write down the fraction of the sweets that Layla receives.

(a) [1]

(b) Layla eats some of **her** sweets.
She is then left with 18% of the sweets that were in the box.

Work out the percentage of **her** sweets that Layla has eaten.

(b) % [4]

5 Ashley goes on a journey.

She travels by taxi for $\frac{1}{8}$ of the journey.

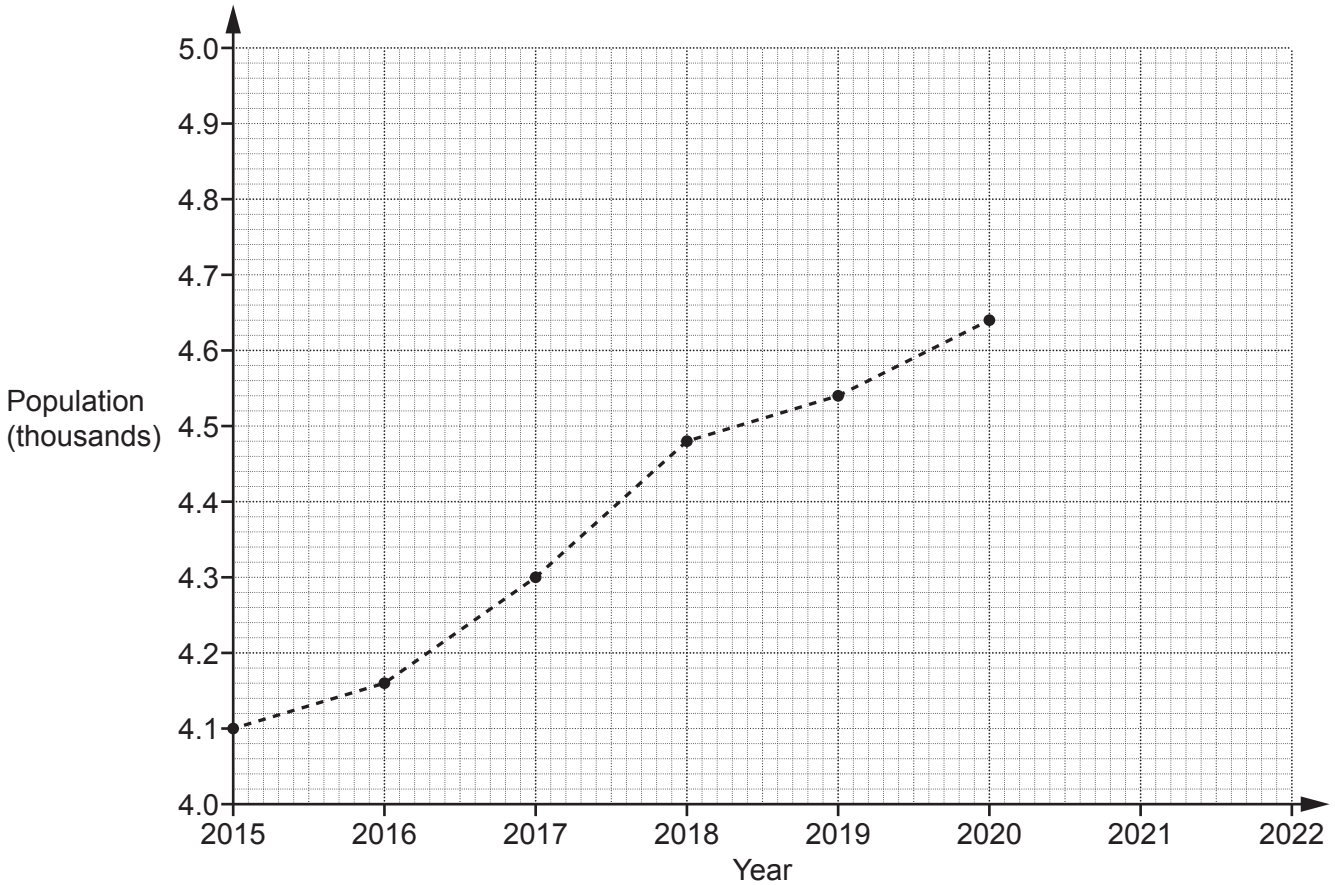
She travels by train for $\frac{4}{5}$ of the journey.

She walks for the remaining 900 m of the journey.

Find the length of this journey in kilometres.
You must show your working.

..... km [6]

6 The graph shows information about the population of a village.



(a) The population of the village in 2021 was 4740.
Plot this point on the graph. [1]

(b) Work out the increase in the population of the village between 2016 and 2018.

(b) [2]

(c) Rowan says that there was a huge increase in the population of the village between 2015 and 2020.

Describe how Rowan may have been misled by the graph.

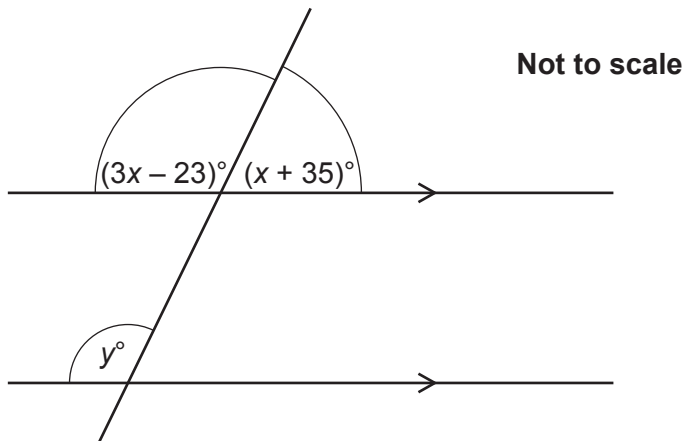
.....
..... [1]

(d) Blake says that the population of the village will be greater than 4800 in 2022.

Write down an assumption Blake has made.

.....
..... [1]

- 7 The diagram shows a straight line crossing a pair of parallel lines.



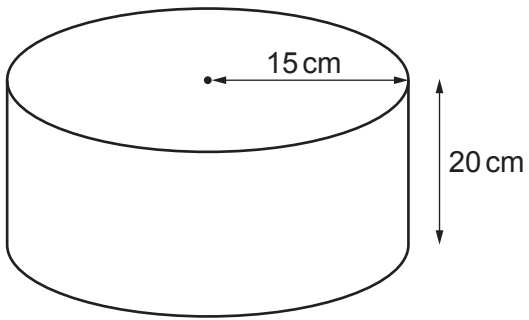
Find the value of y .
You must show your working.

$y = \dots\dots\dots$ [5]

Turn over


8

8 The diagram shows a cylinder with radius 15 cm and height 20 cm.




Not to scale

(a) On the grid below, draw the plan view of the cylinder.
Use the scale 1 cm represents 5 cm.



[2]

- (b) On the grid below, draw the front elevation of the cylinder.
Use the scale 1 cm represents 5 cm.



[2]

- 9 A student says that they have placed the following values in order starting with the smallest.

$$\left(\frac{1}{10}\right)^2$$

$$\sqrt{0.25}$$

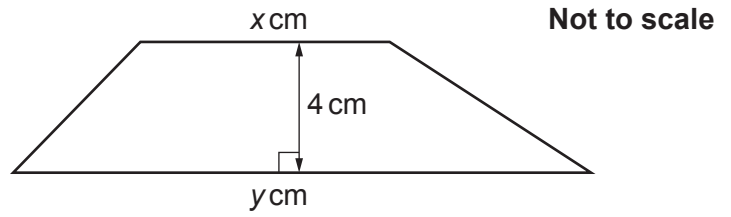
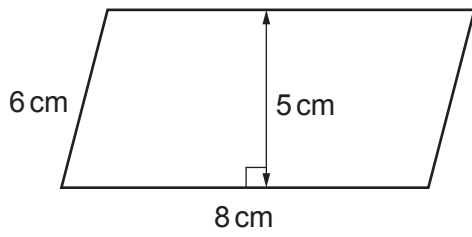
$$4^{-1}$$

Has the student done this correctly?
Show how you decide.

..... because

..... [4]

10 The parallelogram and the trapezium have the same area.



The ratio of $x : y$ is $3 : 5$.

Find the value of x and the value of y .
You must show your working.

$x = \dots\dots\dots$

$y = \dots\dots\dots$ [6]

11 Write $0.\dot{2}\dot{7}$ as a fraction in its simplest form.

..... [3]

12 The time, t seconds, taken by each of 60 students to complete a puzzle is recorded.

The table shows information about these times.

Time (t seconds)	$20 < t \leq 30$	$30 < t \leq 40$	$40 < t \leq 50$	$50 < t \leq 70$	$70 < t \leq 90$
Frequency	8	0	12	30	10

(a) Two students are picked at random.

Reece works out the probability that they both took longer than 50 seconds to complete the puzzle.

Reece's working is shown below.

The number of students who took longer than 50 seconds is $30 + 10 = 40$

The probability that one student took longer than 50 seconds is $\frac{40}{60} = \frac{2}{3}$

The probability they both took longer than 50 seconds is $\frac{2}{3} \times \frac{2}{3} = \frac{4}{9}$

Explain the error in their method and write the correct calculation that Reece needs to do. You do not need to work out the answer to the calculation.

The error is

.....

The correct calculation is [2]

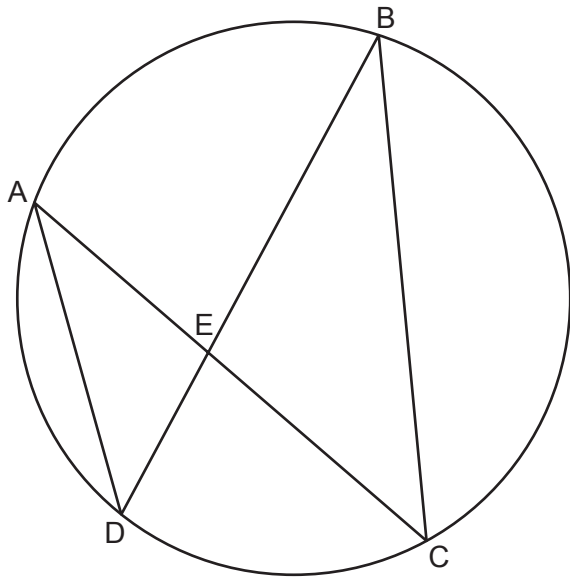
(b) Two students are picked at random from those who took 50 seconds or less.

Find the probability that one of them took 30 seconds or less and the other took more than 40 seconds.

You must show your working.

(b) [5]

- 13 Points A, B, C and D lie on the circumference of a circle. Line AC intersects line BD at point E.



Not to scale

Prove that triangle AED is similar to triangle BEC.

.....

.....

.....

..... [3]

- 14 The number of bees, P , in a colony is given by the formula

$$P = ab^x$$

where x is the number of months after the start of July.

At the start of July, there were 25 000 bees in the colony.

After one month, there were 23 500 bees in the colony.

Find the value of a and the value of b .

Give the value of b as a decimal.

$$a = \dots\dots\dots$$

$$b = \dots\dots\dots [4]$$

15 (a) Simplify.

$$\sqrt{3} \times \sqrt{15}$$

(a) [2]

(b) Rationalise the denominator and simplify.

$$\frac{40}{\sqrt{15}}$$

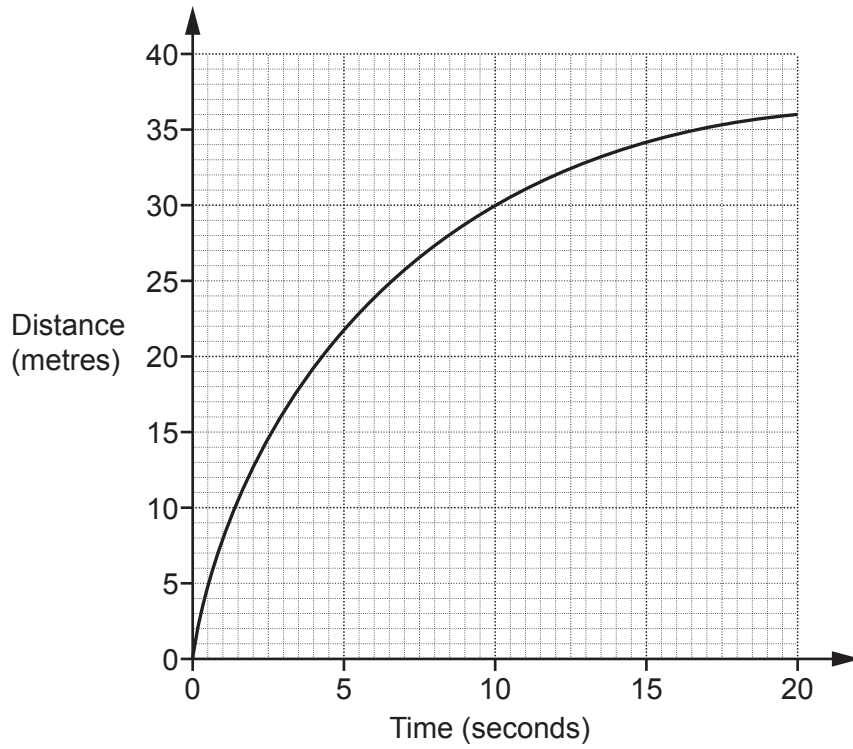
(b) [3]

(c) Work out.

$$27^{\frac{4}{3}}$$

(c) [2]

16 The graph shows the distance travelled by a particle over the first 20 seconds of its motion.



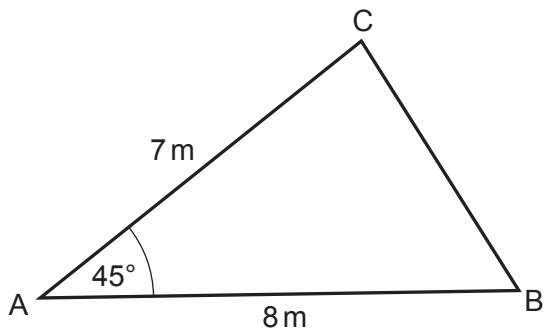
(a) Show that the average speed of the particle over the first 20 seconds of its motion is 1.8 m/s. [1]

(b) Estimate the speed of the particle at 10 seconds.
You must show working to support your estimate.

(b) m/s [3]

Turn over

17 The diagram shows triangle ABC.



Not to scale

Find the area of the triangle.

Give your answer in the form $a\sqrt{b}$ where a and b are integers.

..... m² [3]

18 (a) By factorising, find the roots of $y = x^2 + 18x + 77$.

(a) $x = \dots\dots\dots$ and $x = \dots\dots\dots$ [3]

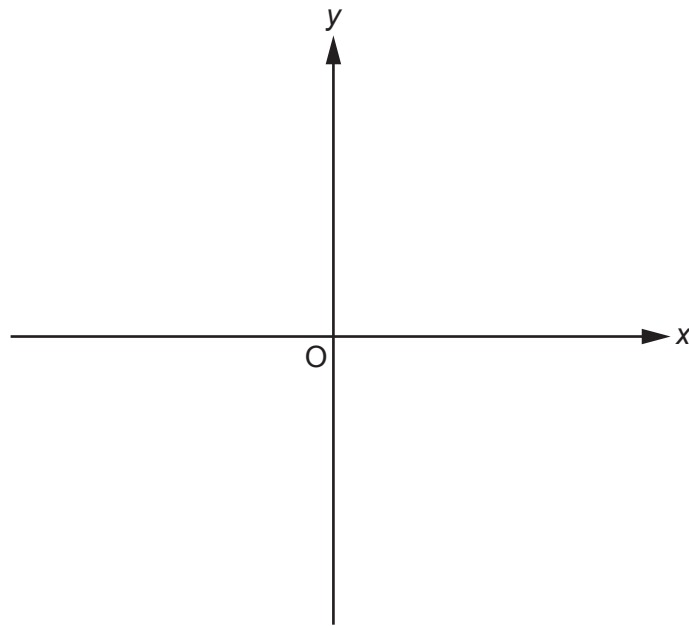
(b) (i) Write $y = x^2 + 18x + 77$ in the form $y = (x + a)^2 - b$.

(b)(i) $y = \dots\dots\dots$ [3]

(ii) Write down the coordinates of the turning point of the graph of $y = x^2 + 18x + 77$.


(ii) ($\dots\dots\dots$, $\dots\dots\dots$) [2]

- 19 (a) Sketch the graph of $y = 5^x$ indicating any values where the graph crosses the axes.



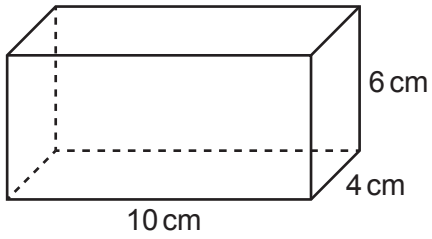
[2]

- (b) Sketch the graph of $y = \tan x$ for $0^\circ \leq x \leq 360^\circ$ indicating any values where the graph crosses the axes.



[2]

- 20 Kai has a box in the shape of a cuboid.
The internal dimensions of the box are 10 cm by 4 cm by 6 cm.

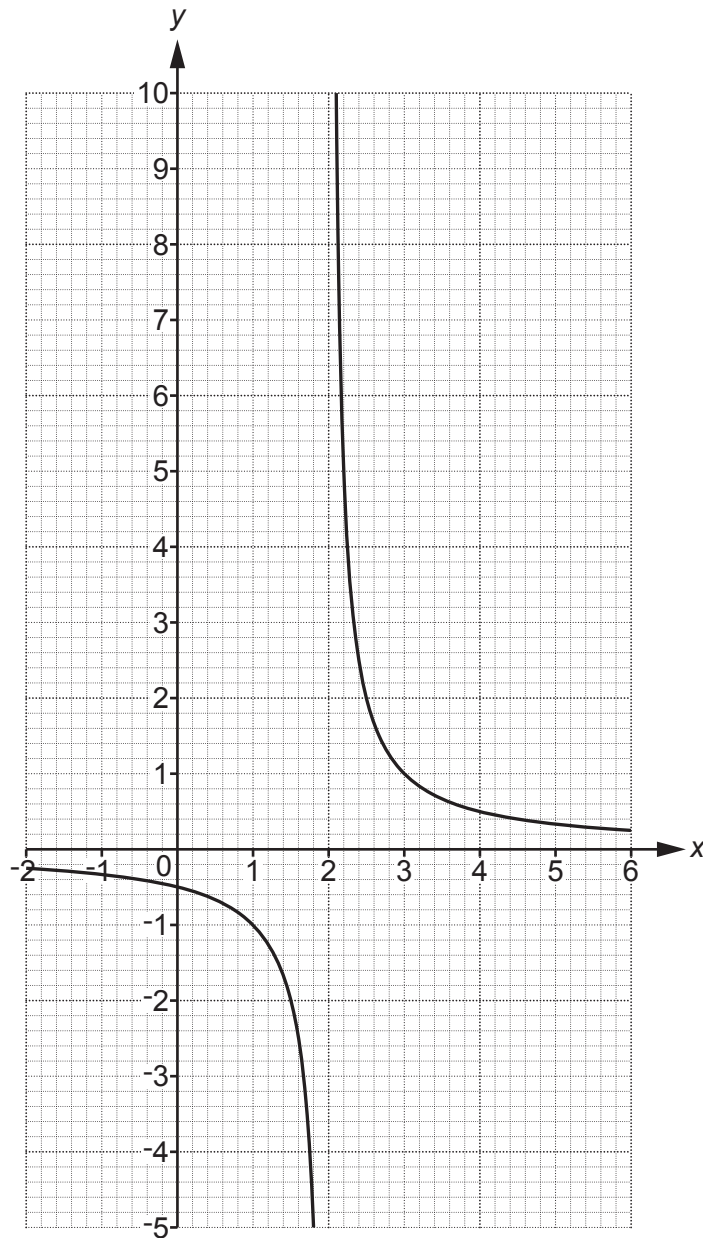


Kai is given a pencil of length 13 cm.

Show that the pencil does not fit completely inside the box.

[4]

- 21 The graph of $y = \frac{1}{x-2}$ is drawn on the grid for $-2 \leq x \leq 6$.



- (a) There are no values of x for which $\frac{1}{x-2} = k$.

Find the value of k .

(a) $k = \dots\dots\dots$ [1]

- (b) (i) **Use the graph** to find approximate solutions to the equation $\frac{1}{x-2} = 3x - 1$.
Give your answers to **1** decimal place.
Show your working on the graph.

(b)(i) $x = \dots\dots\dots$ or $x = \dots\dots\dots$ [4]

- (ii) Show algebraically that $\frac{1}{x-2} = 3x - 1$ has the same solutions as $3x^2 - 7x + 1 = 0$. [4]

END OF QUESTION PAPER

ADDITIONAL ANSWER SPACE

If additional space is required, you should use the following lined page(s). The question number(s) must be clearly shown in the margin(s).

A large rectangular area with a solid vertical line on the left side and horizontal dotted lines across the rest of the page, providing space for writing answers.



Copyright Information

OCR is committed to seeking permission to reproduce all third-party content that it uses in its assessment materials. OCR has attempted to identify and contact all copyright holders whose work is used in this paper. To avoid the issue of disclosure of answer-related information to candidates, all copyright acknowledgements are reproduced in the OCR Copyright Acknowledgements Booklet. This is produced for each series of examinations and is freely available to download from our public website (www.ocr.org.uk) after the live examination series. If OCR has unwittingly failed to correctly acknowledge or clear any third-party content in this assessment material, OCR will be happy to correct its mistake at the earliest possible opportunity.

For queries or further information please contact The OCR Copyright Team, The Triangle Building, Shaftesbury Road, Cambridge CB2 8EA.

OCR is part of Cambridge University Press & Assessment, which is itself a department of the University of Cambridge.