

Wednesday 25 May 2016 – Afternoon

**GCSE TWENTY FIRST CENTURY SCIENCE
PHYSICS A/SCIENCE A**

A181/02 Modules P1 P2 P3 (Higher Tier)


Candidates answer on the Question Paper.
A calculator may be used for this paper.

Duration: 1 hour

OCR supplied materials:
None

Other materials required:

- Pencil
- Ruler (cm/mm)



Candidate forename		Candidate surname	
-----------------------	--	----------------------	--

Centre number						Candidate number				
---------------	--	--	--	--	--	------------------	--	--	--	--

INSTRUCTIONS TO CANDIDATES

- Write your name, centre number and candidate number in the boxes above. Please write clearly and in capital letters.
- Use black ink. HB pencil may be used for graphs and diagrams only.
- Answer **all** the questions.
- Read each question carefully. Make sure you know what you have to do before starting your answer.
- Write your answer to each question in the space provided. If additional space is required, you should use the lined page(s) at the end of this booklet. The question number(s) must be clearly shown.
- Do **not** write in the bar codes.

INFORMATION FOR CANDIDATES

- The quality of written communication is assessed in questions marked with a pencil (✎).
- A list of physics equations is printed on page **2**.
- The number of marks is given in brackets [] at the end of each question or part question.
- The total number of marks for this paper is **60**.
- This document consists of **16** pages. Any blank pages are indicated.

TWENTY FIRST CENTURY SCIENCE DATA SHEET

Useful relationships

The Earth in the Universe

$$\text{distance} = \text{wave speed} \times \text{time}$$

$$\text{wave speed} = \text{frequency} \times \text{wavelength}$$

Sustainable energy

$$\text{energy transferred} = \text{power} \times \text{time}$$

$$\text{power} = \text{voltage} \times \text{current}$$

$$\text{efficiency} = \frac{\text{energy usefully transferred}}{\text{total energy supplied}} \times 100\%$$

Explaining motion

$$\text{speed} = \frac{\text{distance travelled}}{\text{time taken}}$$

$$\text{acceleration} = \frac{\text{change in velocity}}{\text{time taken}}$$

$$\text{momentum} = \text{mass} \times \text{velocity}$$

$$\text{change of momentum} = \text{resultant force} \times \text{time for which it acts}$$

$$\text{work done by a force} = \text{force} \times \text{distance moved in the direction of the force}$$

$$\text{amount of energy transferred} = \text{work done}$$

$$\text{change in gravitational potential energy} = \text{weight} \times \text{vertical height difference}$$

$$\text{kinetic energy} = \frac{1}{2} \times \text{mass} \times [\text{velocity}]^2$$

Electric circuits

$$\text{power} = \text{voltage} \times \text{current}$$

$$\text{resistance} = \frac{\text{voltage}}{\text{current}}$$

$$\frac{\text{voltage across primary coil}}{\text{voltage across secondary coil}} = \frac{\text{number of turns in primary coil}}{\text{number of turns in secondary coil}}$$

Radioactive materials

$$\text{energy} = \text{mass} \times [\text{speed of light in a vacuum}]^2$$

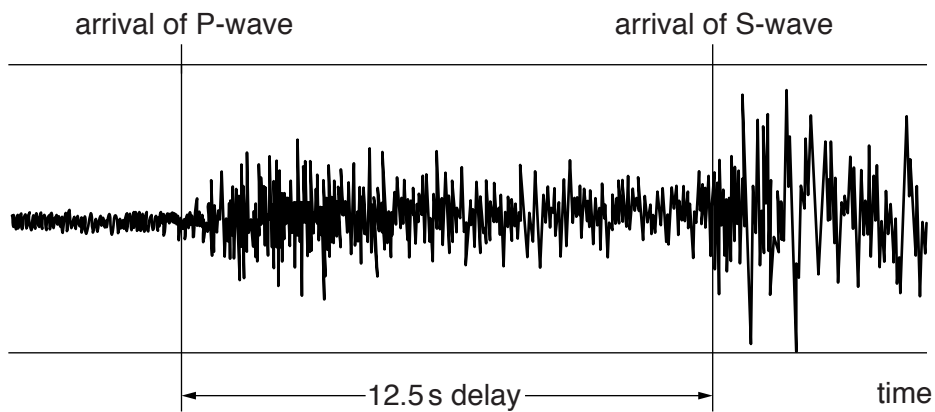
2 An earthquake happened 100 km away from town **A**.

(a) The P-waves arrived at town **A** 12.5 s later.

(i) Calculate the speed of the P-waves.

speed =km/s [1]

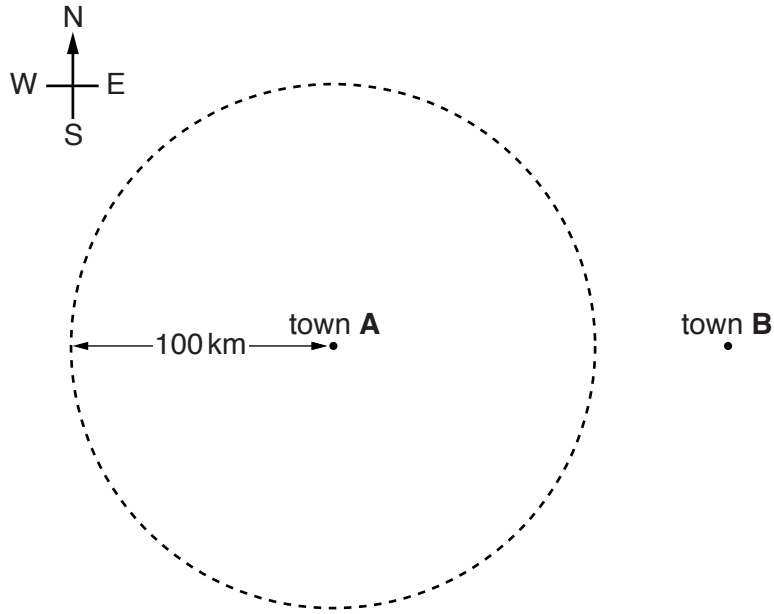
The diagram shows the earthquake detector trace in town **A**.



(ii) Calculate the speed of the S-waves.
Show your working.

speed =km/s [2]

(b) Below is a map showing town **A** and another town, **B**, which is 150 km due east of town **A**.



- (i) The dotted line on the map is a circle of radius 100 km centred on town **A**.
The earthquake which caused the trace in **2(a)** was close to the surface of the Earth.

Explain why the earthquake must be somewhere on this line, but it is not possible to say where.

.....

.....

.....

..... [2]

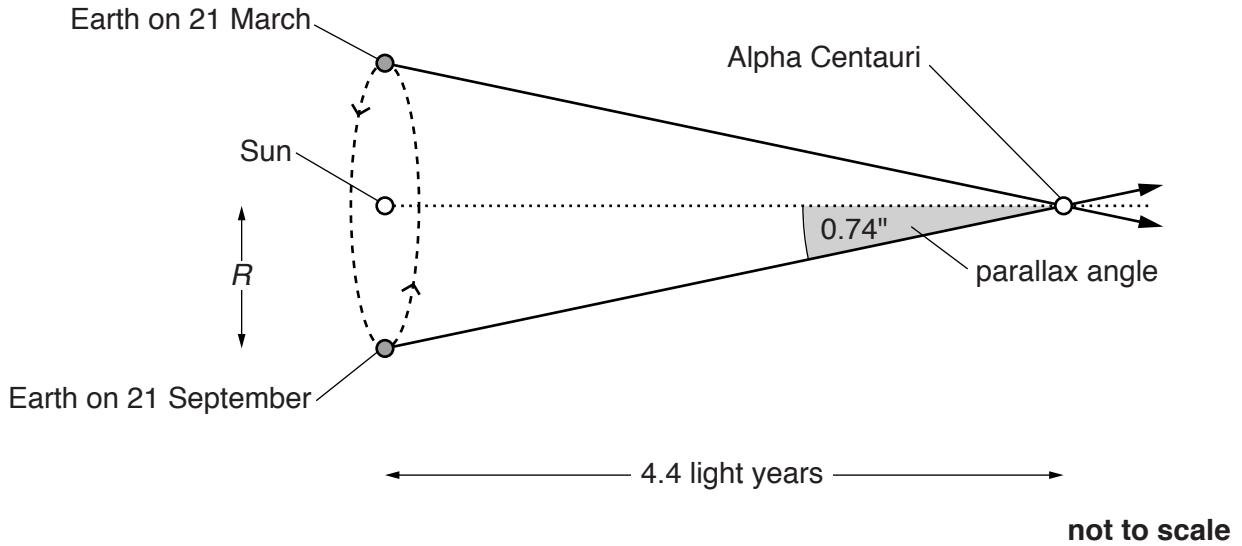
- (ii) An earthquake detector in town **B** also recorded the earthquake. The trace in town **B** also had a delay of 12.5 s between the arrival of P-waves and S-waves.

Mark with an **X** on the diagram to show where the earthquake may have taken place. [2]

[Total: 7]

- 3 The nearest bright star to our Sun is Alpha Centauri, which is 4.4 light years away. This star seems to move, relative to very distant stars, by an angle of 1.48 seconds of arc (1.48") between 21 March and 21 September, as shown in the diagram below. R is the radius of the Earth's orbit.

The parallax angle of the star is half the angle it seems to move through in 6 months. For Alpha Centauri this is 0.74".



- (a) Explain the problems in trying to draw this diagram to scale.

(an angle of $1^\circ = 60 \times 60 = 3600''$)

.....

.....

.....

..... [2]

- (b) The parallax angle of a star is **inversely proportional** to the distance to the star.

- (i) Write down the distance to a star with a parallax angle of 0.37" (half the value shown in the diagram above).

distance = light years [1]

- (ii) Calculate the parallax angle of the star Gliese 667, which is 22 light years away. Show your working clearly.

parallax angle = seconds of arc [2]

- (c) Gliese 667 has been found to have a number of planets similar to Earth. It is quite possible that there is life on these planets.

Explain why it may be very difficult to discover if life exists on these planets.

.....
.....
.....
..... [2]

[Total: 7]

4 This question is about the greenhouse effect and global warming.

- (a) The Sun emits radiation with a principal frequency of 600THz, which corresponds to yellow visible light of wavelength 500 nm.

Which two of the following statements, taken together, **explain** the greenhouse effect?

Put ticks (✓) in the boxes next to the **two** correct statements.

Carbon dioxide gas absorbs infrared radiation.

Green plants reduce the amount of atmospheric carbon dioxide.

The Earth emits radiation of principal wavelength longer than 500 nm.

Continued global warming will result in more extreme weather events.

Cutting down forests makes the amount of atmospheric carbon dioxide rise.

[2]

- (b) Most scientists believe that recent global warming is due to human activity, but some are not convinced.

Here are some reasons for doubting whether global warming is really caused by humans. Some of these are scientific reasons, and some are not.

Put a tick (✓) in the correct box after each statement.

	scientific reason	not a scientific reason
The Earth's temperature has always varied a lot.	<input type="checkbox"/>	<input type="checkbox"/>
The Earth can never be affected by human activity.	<input type="checkbox"/>	<input type="checkbox"/>
Changes in the Sun's activity have changed the Earth's climate in the past.	<input type="checkbox"/>	<input type="checkbox"/>
Computer models cannot give evidence that human activities cause global warming.	<input type="checkbox"/>	<input type="checkbox"/>
Scientists who support global warming are mostly interested in making themselves famous.	<input type="checkbox"/>	<input type="checkbox"/>

[3]

[Total: 5]

7 Here are some statements about methods of communicating information by analogue signals and by digital signals.

Put a tick (✓) in the correct box after each statement.

	true for digital only	true for analogue only	true for both
The information can be stored and processed by computers.	<input type="checkbox"/>	<input type="checkbox"/>	<input type="checkbox"/>
The signal can be superimposed on an electromagnetic wave.	<input type="checkbox"/>	<input type="checkbox"/>	<input type="checkbox"/>
The signal can carry both images and sound.	<input type="checkbox"/>	<input type="checkbox"/>	<input type="checkbox"/>
The signal consists of a series of 0s and 1s.	<input type="checkbox"/>	<input type="checkbox"/>	<input type="checkbox"/>
Noise will always distort the information carried by the signal.	<input type="checkbox"/>	<input type="checkbox"/>	<input type="checkbox"/>

[4]

[Total: 4]

8 A 230V mains-powered electric drill draws a current of 2.5A.

(a) Calculate the power of the drill when it is in use.

power = W [2]

(b) Another electric drill has a power rating of 600W. Calculate the number of joules of energy transferred when this drill is in use for 5 minutes.

energy = J [2]

(c) Calculate the energy transferred by the 600W drill when used for 5 minutes in kWh.

energy = kWh [2]

[Total: 6]

Turn over

9 The table below shows data about three different power stations.

Power station	Primary fuel	Efficiency (%)	Output voltage (kV)	Output power (MW)
A	coal	33	24	1400
B	gas	42	28	1100
C	uranium	33	22	1200

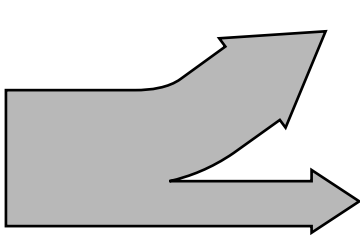
(a) For each statement below, put a tick (✓) in the **one** correct box.

	Power station A	Power station B	Power station C
The power station produces the least carbon dioxide.	<input type="checkbox"/>	<input type="checkbox"/>	<input type="checkbox"/>
The generator produces the largest current.	<input type="checkbox"/>	<input type="checkbox"/>	<input type="checkbox"/>
The energy produced each second from the primary fuel is smallest.	<input type="checkbox"/>	<input type="checkbox"/>	<input type="checkbox"/>

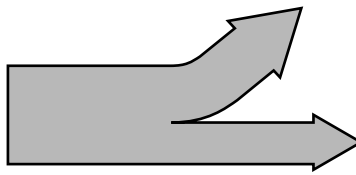
[2]

(b) The three Sankey diagrams below describe these three power stations. The three diagrams are drawn to the same scale.

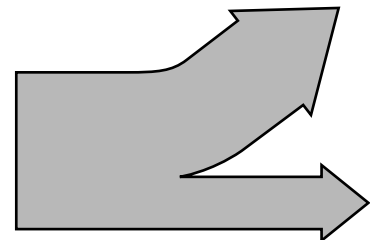
In the space under each diagram, write the letter (A, B or C) for that power station.



.....



.....



.....

[2]

[Total: 4]

- 10 Nuclear fuel rods used by nuclear power stations consist of radioactive uranium sealed inside tubes of zirconium metal, which is not radioactive.

When the fuel has provided as much energy as possible, the used fuel rods, containing the waste, are sent to reprocessing centres. At these centres, the radioactive waste is removed from the zirconium tubes, stored securely and eventually made safe for disposal.

- (a) Workers working with the radioactive materials in nuclear fuel and nuclear waste might be at risk from irradiation or from contamination.

Put a tick (✓) in the **one** correct box for each row.

	At risk from irradiation only	At risk from contamination only	At risk from both	At risk from neither	
Workers at the power station	<input type="checkbox"/>	<input type="checkbox"/>	<input type="checkbox"/>	<input type="checkbox"/>	
Workers at the reprocessing centre	<input type="checkbox"/>	<input type="checkbox"/>	<input type="checkbox"/>	<input type="checkbox"/>	[2]

- (b) Give **two** reasons why irradiation is usually less hazardous than contamination.

.....

.....

.....

..... **[2]**

[Total: 4]

ADDITIONAL ANSWER SPACE

If additional space is required, you should use the following lined page(s). The question number(s) must be clearly shown in the margin(s).

A large area of lined paper for writing. It features a vertical solid line on the left side, creating a margin. The rest of the page is filled with horizontal dotted lines, providing space for writing answers.

A large rectangular area with a vertical line on the left side and horizontal dotted lines across the rest of the page, intended for writing answers.



Copyright Information

OCR is committed to seeking permission to reproduce all third-party content that it uses in its assessment materials. OCR has attempted to identify and contact all copyright holders whose work is used in this paper. To avoid the issue of disclosure of answer-related information to candidates, all copyright acknowledgements are reproduced in the OCR Copyright Acknowledgements Booklet. This is produced for each series of examinations and is freely available to download from our public website (www.ocr.org.uk) after the live examination series.

If OCR has unwittingly failed to correctly acknowledge or clear any third-party content in this assessment material, OCR will be happy to correct its mistake at the earliest possible opportunity.

For queries or further information please contact the Copyright Team, First Floor, 9 Hills Road, Cambridge CB2 1GE.

OCR is part of the Cambridge Assessment Group; Cambridge Assessment is the brand name of University of Cambridge Local Examinations Syndicate (UCLES), which is itself a department of the University of Cambridge.